

**ENGLISH**  
**CURRICULUM**  
**CLASS 5 (2023-2024)**

**Textbooks :**

1. My English Reader
2. English Practice Book
3. Reading Bonus Term – 1 : The Grandma’s Tale and selected stories – R.K Narayan
4. Reading Bonus Term – 2 : The Three Musketeers –Alexandre Dumas

**Learning Objectives:**

1. To develop and enhance **listening skills** to help learner of English cope effectively with listening in real life situations such as :
  - Participating in a conversation face to face.
  - Responding suitably to instructions/situations/interactions.
  - Taking part in a lesson discussion.
  - Listening to the radio/ watching T.V.
2. To develop and enhance **reading skills** and competencies.
  - Reading the content correctly in context.
  - Breaking the symbols into relevant and meaningful informal group of words.
  - Decoding or constructing the meaning of those groups of words.
  - Responding to the material appropriately.
3. To develop and enhance **speaking skills** and functions of spoken language.
  - Use language as a means of expressing values and judgments.
  - Select appropriate words and sentences according to the proper situation.
  - Express and respond to personal feelings, emotions and ideas.
  - Respond to conversations and dialogues in unfamiliar situations.
  - Describe an event in correct sequence in simple words and narrate stories and experiences.
4. To develop and enhance **writing skills**.
  - Use of linkers and clauses.
  - Identification of topic, concluding sentence and supporting details.
  - Write content cohesively and coherently.
  - Differentiate between formal and informal writing.
  - Appropriate use of grammar, vocabulary and language in reference to context.

**APRIL**

LESSON / TOPIC	STRATEGY / ACTIVITY	LEARNING OUTCOME
<p>Monday Morning Blues (SDG—3 GOOD HEALTH AND WELL BEING )</p> <p>Monday Morning Blues (SDG—3 GOOD HEALTH AND WELL BEING )</p> <p>Abstract nouns</p> <p>APPLICATION WRITING</p> <p>Reading Comprehension</p>	<ul style="list-style-type: none"> <li>● Brainstorming session</li> <li>● Character Analysis of Tom Sawyer .</li> <li>● Idioms based on HONESTY and TRUTHFULNESS . *Honesty is the best policy . *Half the truth is often a whole lie .</li> </ul> <ul style="list-style-type: none"> <li>● CRAB WORKSHEET Art Integration – Role Play (Reflection based )</li> </ul> <ul style="list-style-type: none"> <li>● LIST OF ABSTRACT NOUNS – POVERTY , HUNGER , HEALTH , EDUCATION , SANITATION , GROWTH , CONSUMPTION , INNOVATION , PRODUCTION , ACTION , JUSTICE .</li> </ul> <ul style="list-style-type: none"> <li>● Improvisation of writing skills. Integration of writing skill with reading comprehension – Monday Morning blues .</li> </ul> <p>Subskill : Sequencing</p>	<p>The learners will :</p> <ul style="list-style-type: none"> <li>● Read with correct pronunciation, expression and speed.</li> <li>● Enjoy the story with interest</li> </ul>

**MAY**

LESSON / TOPIC	STRATEGY & ACTIVITIES	LEARNING OUTCOMES
REFLEXIVE PRONOUNS	<ul style="list-style-type: none"> <li>• Fill in the blanks</li> <li>• Worksheets</li> <li>• Miscellaneous exercises in notebook .</li> <li>• CRAB WORKSHEET</li> </ul>	<ul style="list-style-type: none"> <li>• Correct usage of reflexive pronouns in sentences.</li> </ul>
THE TALE OF A TAIL (SDG – 4 QUALITY EDUCATION )	<ul style="list-style-type: none"> <li>• Vocabulary enrichment.</li> <li>• To relate any personal experience with the given story.</li> <li>• CRAB WORKSHEET</li> </ul>	<ul style="list-style-type: none"> <li>• To teach them to treat others with love and respect.</li> <li>• IDIOMS BASED ON RESPECT AND COURTESY .</li> </ul> <p>*TAKE YOUR HAT OFF .</p> <p>*If I am nice to you , then you are nice to me.</p>
JUMBLED SENTENCES	Arranging the words in proper sequence .	
CMSK	<ul style="list-style-type: none"> <li>• Asking for opinions</li> <li>• Giving Opinions</li> <li>• Agreeing with an opinion</li> <li>• Disagreeing with an opinion</li> </ul>	To frame meaningful and correct sentence
Phonetics	<ul style="list-style-type: none"> <li>• A</li> <li>• B</li> <li>• C</li> <li>• D</li> </ul>	
Reading Comprehension	Sub skill - Drawing Conclusions	

**JULY**

<p>ADVENTURES WITH BOOKS (POEM )</p> <p>( SDG – 4 QUALITY EDUCATION )</p>	<p>Loud recitation and explanation through interaction.</p> <p>Introduction to different genres of books .</p> <p>Indian Authors’ parade activity .</p> <p>CRAB WORKSHEET</p>	<ul style="list-style-type: none"> <li>● To recite the poem with correct expression ,pronunciation and intonation.</li> <li>● To enjoy and appreciate the poem.</li> </ul> <p>IDIOM BASED ON BOOKS –</p> <p>*To read someone like a book.</p>
<p>THE BOY WHO BORROWED</p> <p>(SDG – 3 Good Health and Well – being 4 - Quality Education)</p>	<ol style="list-style-type: none"> <li>1. Role Play Dialogue delivery between The borrowed books.</li> <li>2. Bookmark Making Activity</li> <li>3. CRAB WORKSHEET</li> </ol>	<ul style="list-style-type: none"> <li>● To develop a sense of respect for others’ property.</li> <li>● To develop a good character and win others’ respect.</li> </ul>
<p>Kinds of sentences</p>	<ul style="list-style-type: none"> <li>● Worksheets</li> <li>● Activity on Kinds of Sentences “Read and Segregate”.</li> <li>● CRAB WORKSHEET</li> </ul>	<p>Frame correct sentences and know their kind .</p>
<p>Diary Entry</p>	<p>Improvisation of writing as well as communication skills by giving different situations and topics to the students.</p>	<p>The learners will understand the purpose of writing a diary note.</p>
<p>CMSK</p>	<ul style="list-style-type: none"> <li>● Accepting and refusing an offer</li> <li>● Inviting</li> <li>● Accepting an invitation</li> <li>● Refusing an invitation</li> </ul>	<p>They will learn to express their ideas/emotions in a correct and logical manner.</p>

Phonetics	<ul style="list-style-type: none"> <li>• H</li> <li>• I</li> <li>• J</li> <li>• K</li> </ul>	
Reading Comprehension	Subskill – Cause and Effect	

## AUGUST

Apostrophe	<ul style="list-style-type: none"> <li>• Worksheets for practice</li> <li>• Miscellaneous exercises in the note book.</li> <li>• CRAB WORKSHEET</li> </ul>	<p>To enable the learners to understand the correct usage of apostrophe.</p> <p>To write correct sentences using apostrophe.</p>
Preposition	<ul style="list-style-type: none"> <li>• Edit the article (Newspaper Activity)</li> <li>• Worksheets</li> <li>• Miscellaneous exercises in the notebook</li> <li>• CRAB WORKSHEET</li> </ul>	<p>Understand the concept of using preposition.</p> <p>Use of correct preposition according to the situation, time, place, event, movement etc .</p>
Limits of Mind (SDG 4- Quality Education 10 - Reduced Inequality)	<ul style="list-style-type: none"> <li>• Graphic Organizer (Character Trait ) <ul style="list-style-type: none"> <li>1. Eklavya</li> <li>2. Guru Drona</li> <li>3. Arjuna</li> </ul> </li> <li>• CRAB WORKSHEET</li> <li>• Vocabulary enhancement</li> </ul>	<p>To imbibe the right values through the lesson</p> <p>To understand the importance of giving your best</p>
CMSK	<ul style="list-style-type: none"> <li>• Giving orders</li> <li>• Requesting</li> <li>• Agreeing to a request</li> <li>• Refusing a request</li> </ul>	
Phonetics	<ul style="list-style-type: none"> <li>• L</li> <li>• M</li> <li>• N</li> <li>• O</li> </ul>	

Unseen Passage	Subskills – Character Analysis Making Predictions	
Reading Comprehensions		

**SEPTEMBER**

Revision for the Half Yearly Exam

**OCTOBER**

<p>The fearless fighter (SDG 3 – Good Health And Well being 14 – Life below water)</p>	<ul style="list-style-type: none"> <li>• Class discussion on “Where there is a will, there is away”.</li> <li>• Sequencing the story.</li> <li>• CRAB WORKSHEET</li> </ul>	<ul style="list-style-type: none"> <li>• The learners will–             <ol style="list-style-type: none"> <li>1. Understand the importance of hard work and determination</li> <li>2. Explore ways of doing things with a clear focus</li> </ol> </li> </ul>
<p>Adverbs</p>	<ul style="list-style-type: none"> <li>• Worksheets for practice and miscellaneous exercises including fill ups and choose the correct option will be done in the notebook.</li> </ul>	<p>To identify different kinds of adverbs and to write correct adverbs in sentences.</p>
<p>Just be up and Doing ! (SDG 8- Decent Work and Economic Growth)</p>	<p>Class discussion on the topic “Success comes to those who will and dare”. Graphic Organizer (Character traits of a successful person)</p>	<p>To understand the importance of hard work, determination and sincerity.</p>
<p>Notice writing</p>	<p>Improvisation of writing skills.</p>	<p>To write simple notice giving relevant information about an event/trip/ competition/function etc .</p>
<p>CMSK</p>	<ul style="list-style-type: none"> <li>• Asking Permission</li> <li>• Giving Permission</li> <li>• Refusing Permission</li> <li>• Thanking</li> </ul>	

Phonetics	<ul style="list-style-type: none"> <li>• P R</li> <li>• Q S</li> </ul>	
Reading Comprehension	<b>Subskill – Character Traits</b>	

**NOVEMBER**

<p>Five chums and the Hacker (SDG – 4- Quality Education 9 – Industry innovation and Infrastructure )</p>	<ul style="list-style-type: none"> <li>• Class discussion on ‘Net Ethics/Net Etiquettes – their necessity and Importance’.</li> <li>• Poster on Cyber Safety</li> <li>• CRAB WORKSHEET</li> <li>• Making of poster/collage showing the advantages and disadvantages of using computers.</li> <li>• CRAB WORKSHEETS</li> <li>• Worksheets for practice.</li> </ul>	<p>To enjoy the story with interest and comprehend the main idea.</p> <p>To understand the pros and cons of internet.</p> <p>To understand that physical activities are important for good health.</p>
<p>I’ve got an E-mail</p>		<p>To learn to write/ convey simple messages/information through e-mail.</p>
<p>E-mail Writing</p>	<p>Comparing different objects based on their size , length , brightness etc .</p>	<p>To learn to use correct degree of adjectives to describe a person/object/ place etc.</p>
<p>Degrees of Comparison</p>	<ul style="list-style-type: none"> <li>• Intending to do something</li> <li>• Refusing to do something</li> </ul>	

CMSK	<ul style="list-style-type: none"> <li>• Expressing likes and interests</li> <li>• Expressing dislikes</li> </ul>	
Phonetics	<ul style="list-style-type: none"> <li>• T</li> <li>• U</li> <li>• V</li> <li>• W</li> </ul> <p><b>Sub-Skill – Facts and opinions .</b></p>	
Reading Comprehension		


## DECEMBER

Tenses	Worksheets CRAB WORKSHEETS	To identify the tense and use it correctly To frame grammatically correct sentences.
Plant a Seed (SDG 13- Climate Action 15- life on Land 12 - Responsible Consumption and Production)	My seed collection (Activity) Happiness of nurturing (Activity) Class discussion on ‘A day without trees’.	To plant more and more seeds to make this Earth green. Learn to nurture a plant.
Message Writing	<b>Explaining format and model writing .</b>	How to convey an important piece of information precisely including all the relevant details .
CMSK	<ul style="list-style-type: none"> <li>• Asking for advice</li> <li>• Giving for advice</li> <li>• Making predictions</li> <li>• Interrupting</li> </ul>	
Phonetics	<ul style="list-style-type: none"> <li>• X</li> </ul>	



Reading Comprehension	<ul style="list-style-type: none"> <li>• Y</li> <li>• Z</li> </ul> SubSkill – Cause and Effect	
-----------------------	--	--

**JANUARY**

<p>The Green Act (SDG 3- Good Health and Well being 6 – Clean Water and Sanitation 8- Decent work and Economic Growth 15- Life on Land )</p> <p>Preposition (Revision)</p> <p>Diary Entry</p> <p>CMSK</p> <p>Phonetics</p> <p>Reading Comprehension</p>	<p>Poster making on ‘How to protect the environment and the threatened species’.</p> <p>Explaining format and model writing</p> <ul style="list-style-type: none"> <li>• Warning</li> <li>• Making complaints</li> <li>• Asking for clarification</li> <li>• Explaining &amp; justifying</li> </ul>  <p><b>It's getting hotter – Slogan writing activity on 'Saving our Mother Earth'</b></p>	<p>To imbibe the habit of cleanliness in public places. To understand the importance of working in harmony and strive towards a common goal.</p> <p>The learners will understand the purpose of writing a diary note. They will learn to express their ideas / emotions in a correct logical manner.</p> <p>To foster a responsible attitude towards nature. To understand ways of preserving natural resources.</p>
---	--	--

## **SUMMER HOLIDAY HOMEWORK**

1. Family plays an important role in shaping an individual's personality. We depend upon our family members for fulfilling our basic needs of food, clothing as well as providing love and emotional support. Write a paragraph in 120-150 words describing any memorable experience with your family

2. Draft an attractive Poster on an A4 size sheet, on the following topics-

“Don't shed blood, Donate It.”	1-10
Save Environment	11-20
My dream, My Country	21-30
Adventures with Reading	31- Till last

Add interesting and catchy captions to it.

4. 'Reading is dreaming with open eyes. Read any of the prescribed novels in English and complete the given tasks- Information about the author, your favorite character, your favorite incident or chapter from the novel, your reason for liking the novel.

## **WINTER HOLIDAY HOMEWORK**

Read the book as prescribed under bonus Reading

Revise the Syllabus covered after term – 1

अधिगम /- सामान्य उद्देश्य-

1. राष्ट्र भाषा के रूप में भावनात्मक एकता का विकास ।
2. स्वयं की अभिव्यक्ति करने की कला विकसित करना ।
3. विद्यार्थियों को शुद्ध बोलना, पढ़ना व लिखना सिखाना ।
4. व्याकरण के नियमों को समझना , उनकी त्रुटियों तथा अशुद्धि-निवारण की क्षमता प्रदान करना।
5. बच्चों में जिज्ञासा तथा कौतुहल प्रदान करना ।
6. विद्यार्थियों में आस्थायुक्त आधुनिक जीवन मूल्यों का विकास करना ।

पाठ्यपुस्तकों के नाम :- भाषा माधुरी एवं भाषा अभ्यास

रचनात्मक कौशल :- विज्ञापन , पत्र -लेखन , चित्र -वर्णन , वार्तालाप , अनुच्छेद लेखन , सम्भाषण

सहायक सामग्री :- पी.पी.टी. , श्यामपट , पाठ्य पुस्तक ।

अंक -विभाजन प्रणाली :- आंतरिक मूल्यांकन -  
सत्रीय मूल्यांकन -

अप्रैल :-

Unit- I.

क्रमसंख्या /पाठ का नाम	शैक्षणिक विधि	शैक्षणिक उद्देश्य व अधिगम संप्राप्ति
१. भाषा तथा व्याकरण का परिचय	व्याख्यान , उद्घरण	भाषा व व्याकरण के समुचित प्रयोग कर पाना ।
२. वर्णमाला , बारहखड़ी व गिनती -1 से 50	प्रश्नोत्तर शैली	पुनरावृत्ति , मात्राओं का ज्ञान होना ।
३ . दिमागी लड़ाई	पाठन , व्याख्यान , प्रश्नोत्तर	बौद्धिक क्षमता का विकास । नाट्यकला का ज्ञान होना ।
<u>क्रियात्मक कार्य :-</u>	शब्द निर्माण , उत्तरप्रदेश और अरुणाचल प्रदेश की प्रमुख फसलों की तुलनात्मक तालिका	शब्द भंडार में वृद्धि , विभिन्न अनाजों का भौगोलिक परिस्थितियों का ज्ञान

	बनाइए ।	
४, लौहपुरुष	पाठन , व्याख्यान , प्रश्नोत्तर	छात्र सरदार पटेल की विशेषताओं से परिचित हो सकेंगे ।
क्रियात्मक कार्य :-	पात्र -अभिनय	स्वतंत्रता प्राप्ति में सेनानियों का सचित्र परिचय (संक्षेप में )

४ पेड़(कविता)	सस्वर वाचन ,सामूहिक चर्चा	१.प्रकृति के प्रति प्रेम २.कलात्मक व तर्क शक्ति का विकास  ईश्वर के प्रति आस्था
व्याकरण - पाठों से सम्बंधित  संज्ञा तथा भेद , सर्वनाम लिंग ,वचन,विलोम,पर्यायवाची शब्द आदि		छात्र व्याकरण के विभिन्न अवयवों का प्रयोग कर सकेंगे
क्रियात्मक कार्य :-	बीज से विशाल वृक्ष बनने की प्रक्रिया को प्रवाह -चित्र के रूप में आकर्षक ढंग से सचित्र वर्णित कीजिए । पर्वतीय व मैदानी क्षेत्रों के वृक्षों की बनावट को चित्रों के माध्यम से स्पष्ट कीजिए ।	वृक्ष -निर्माण व विभिन्न वृक्षों की जानकारी प्राप्त करना ।

## मई :-

क्रमसंख्या /पाठ का नाम	शैक्षणिक विधि	शैक्षणिक उद्देश्य / अधिगम संप्राप्ति
५. पूरे एक हजार	पाठन व स्पष्टीकरण	ईश्वर के प्रति आस्था
६.दो पहलवान	पाठन , व्याख्यान ,प्रश्नोत्तर	प्रतियोगिता की भावना का विकास
अनुच्छेद - भारतीय किसान	लेखन	किसानों की जीवन शैली और समस्याओं से अवगत करवाना ।
क्रियात्मक कार्य स्वस्थ जीवन के लिए संतुलित भोजन व योग दोनों आवश्यक हैं समझते हैं ?	संभाषण	छात्रों को पौष्टिक भोजन और योगासन के महत्त्व से परिचित करवाना
व्याकरण - पाठों से सम्बंधित   जैसे -काल,मुहावरे, अनुस्वार, अनुनासिक आदि	स्पष्टीकरण व प्रश्नोत्तर	मुहावरो का समुचित प्रयोग सीखना

## जुलाई :-

क्रमसंख्या /पाठ का नाम	शैक्षणिक विधि	शैक्षणिक उद्देश्य व अधिगम संप्राप्ति
------------------------	---------------	--------------------------------------

७.नदी यहाँ पर (कविता)	सस्वर वाचन, लयात्मक, भावनात्मक,	प्रकृति के प्रति प्रेम। नदी के गुणों को अपने व्यवहार में लाना। प्राकृतिक सौंदर्य, नदियों की सफ़ाई का संदेश
क्रियात्मक कार्य		
८. पतीले की मृत्यु	भारत में बहने वाली नदियों में से किसी एक नदी का यात्रा को वर्णित कीजिए। वह किन-किन राज्यों को लाभान्वित करती है ? विभिन्न जल-स्तोत्रों का आकर्षक ढंग से सचित्र वर्णन कीजिए।	<b>जल स्तोत्रों</b> , नदियों के विषय में जानकारी प्राप्त करना।
९. टपके का डर	पाठन, स्पष्टीकरण एवं प्रश्नोत्तर	काठेन परिस्थितियों का सामना धैर्य से करना। बुजुर्गों के प्रति प्रेम।
व्याकरण - पाठों से सम्बंधित। जैसे - र के विभिन्न रूप, पर्यायवाची, विलोम, विशेषण, वाक्यांश के लिए एक शब्द आदि	स्पष्टीकरण व प्रश्नोत्तर	व्याकरण के विभिन्न तथ्यों से परिचय
क्रियात्मक कार्य	<b>जलीय जीव - जंतुओं को सचित्र</b> जानकारी एकत्रित कीजिए।	कलात्मकता का विकास, सामान्य ज्ञान व धन
अनुच्छेद-यात्रा हमारे सामाजिक व्यवहार में महत्वपूर्ण। पत्र-लेखन - यातायात-अधिकारी को चौराहे की लालबत्ती के संबंध में सूचना देने हेतु।	<b>स्पष्टीकरण, लेखन</b>	काल्पनिक शक्ति व अभिव्यक्ति का विकास, औपचारिक पत्र लिखने में सक्षम बनना

## अगस्त

क्रमसंख्या / पाठ का नाम	शैक्षणिक विधि	शैक्षणिक उद्देश्य अधिगम संप्राप्ति
१०. अजंता की सैर	पाठन, स्पष्टीकरण एवं प्रश्नोत्तर	ऐतिहासिक स्थलों का परिचय। ज्ञान में वृद्धि होना,
क्रियात्मक कार्य :-	अपनी किसी रोचक यात्रा का वर्णन। (अनुच्छेद) प्राचीन ऐतिहासिक व सांस्कृतिक धरोहरों की सचित्र जानकारी एकत्रित कीजिए।	सांस्कृतिक धरोहरों के महत्व व उनके संरक्षण के प्रति जागरूक होना।
११. ये बात समझ में आई नहीं (कविता) मन में आई कुछ और बातें व उन्हीं उलझनों के सम्बन्ध में कविता लिखवाना	सस्वर वाचन	कविता लेखन में सक्षम होना।
पत्र-लेखन अनौपचारिक पत्र-बधाई / निमंत्रण पत्र आदि	पी पी टी, स्पष्टीकरण	पत्र लेखन की कला सीखना।
१३. बिरसा मुंडा	पाठन, व्याख्यान, प्रश्नोत्तर	क्रांतिकारियों की चर्चा, देश-प्रेम की भावना जागृत होना। प्राकृतिक खनिज संपदा की देखभाल की भावना, कर्तव्य-भाव उत्पन्न होना।
क्रियात्मक कार्य	गुमनामी में छिपे क्रांतिकारियों की सचित्र जानकारी एकत्रित कीजिए। क्रांतिकारी और आतंकवादी में क्या अंतर है ?	सामाजिक सजगता का भाव उत्पन्न करना।

	उदाहरण सहित स्पष्ट कीजिए ।	
व्याकरण - पाठों से सम्बंधित । संज्ञा ,सर्वनाम विशेषण का पुनरा भ्यास	प्रश्नोत्तर	पुनराभ्यास

### सितम्बर :-

क्रमसंख्या /पाठ का नाम	शैक्षणिक विधि	शैक्षणिक उद्देश्य व अधिगम संप्राप्ति
१४.अगर न नभ में बादल होते	सस्वर ,लयात्मक वाचन, परिचर्चा	प्रकृति द्वारा दी गई चीजों की जानकारी । खनिज संपदा सुरक्षा से अवगत होना व कर्तव्य -बोध होना ।
<b>क्रियात्मक कार्य -</b>		
पर्यावरण तथा वर्षा जल संचयन पर चर्चा मेघालयऔर उत्तरप्रदेश की प्राकृतिक रचना (जल-स्त्रोत , मौसम , प्रकृति आदि ) का सचित्र वर्णन कीजिए ।	<b>प्रथम सत्रीय परीक्षा हेतु पुनरावृत्ति ,अभ्यास कार्य</b>	पर्यावरण संतुलन का महत्त्व समझना ।

### अक्टूबर :-

क्रमसंख्या /पाठ का नाम	शैक्षणिक विधि	शैक्षणिक उद्देश्य अधिगम संप्राप्ति
१५. प्रिय पौधा	पाठ का पाठन ,परिचर्चा,प्रश्नोत्तर	१. प्रकृति के प्रति प्रेम २. आत्म विश्वास की भावना का विकास पेड़-पौधों के विषय में नई-नई जानकारी हो ना ।
<b>क्रियात्मक कार्य -</b>		छात्रों में पेड़-पौधों के प्रति रूचि उत्पन्न होना
अनुच्छेद - ' भारतीय किसान'- विषय पर अनुच्छेद लिखिए । घर में फुलवारी होने के क्या लाभ हैं ?	परिचर्चा	काल्पनिक अभिव्यक्ति का विकास
१६ .बुद्धिमान राजा	पाठन ,स्पष्टीकरण व प्रश्नोत्तर	बुद्धिमता द्वारा समस्या का समाधान किया जा सकता है । इस तथ्य को समझना । कहानी कौशल का विकास ।
<b>क्रियात्मक कार्य</b> भारत में कुछ राजाओं और उनके मंत्रियों के कुछ रोचक किस्सों की जानकारी कक्षा में सुनेंगे ।		
'अक्ल बड़ी या भैंस' विषय पर अनुच्छेद		अभिव्यक्ति की क्षमता का विकास

व्याकरण - ,र के विभिन्न रूपों वाले शब्द ,प्रत्यय ,उपसर्ग ,संज्ञा शब्द से विशेषण शब्द बनाना शब्दों के मानक रूप ,		पुनराभ्यास
---	--	------------

### नवम्बर :-

क्रमसंख्या /पाठ का नाम	शैक्षणिक विधि	शैक्षणिक उद्देश्य आधिगम संप्राप्ति
१७.अँधेरनगरी	नाट्य- मंचन ,प्रश्नोत्तरी ,पी.पी.टी.,आदि का प्रयोग	राजा तथा प्रजा के अधिकारों व कर्तव्यों से अवगत होना। न्याय –अन्याय ,गुरु -शिष्य के संबंधों से परिचित होना   ‘लालच बुरी बला है ‘ इस उक्ति की सार्थकता सिद्ध करना
क्रियात्मक कार्य	योग्य राजामें क्या -क्या गुण होने चाहिए   अपने विचार व्यक्त कीजिए   किसी एक न्यायप्रिय राजा के किस्से को अभिनीत करें	
१८.चाँद का कुर्ता(कविता )	सस्वर वाचन ,प्रश्नोत्तर ,पी.पी.टी.,आदि का प्रयोग	शुक्ल व कृष्ण पक्ष से छात्रों को परिचित करवाना   बाल हठकी चर्चा करते हुए हठ की हानियों से अवगत होना
क्रियात्मक कार्य	शुक्ल व कृष्ण पक्ष में होने वाले परिवर्तन को सचित्र वर्णित कीजिए   इन पक्षों में आने वाले मुख्य त्योहारों की जानकारी एकत्रित कीजिए	पर्वों के विषय में वृद्धि होगी

### दिसंबर:-

क्रमसंख्या /पाठ का नाम	शैक्षणिक विधि	शैक्षणिक उद्देश्य वआधिगम संप्राप्ति
१९. हार की जीत	पाठन,प्रश्नोत्तर,व्याख्यान ,उद्धरण ,आदि विभिन्न शिक्षण –विधियों का यथोचित प्रयोग	मानवीय मूल्यों का संचार   धर्म की अधर्म पर, परोपकारिता की स्वार्थपरता पर विजय के पाठ से छात्रों का परिचय
क्रियात्मक कार्य अनुच्छेद -लेखन - 'करत-करत अभ्यास के जडमति होत सुजान'	व्याख्यान ,उद्धरण ,लेखन आदि विभिन्न शिक्षण –विधियों का यथोचित प्रयोग	छात्रों में रचनात्मक अभिव्यक्ति व काल्पनिक क्षमता का विकास
२० .बेट्टिना का साहस	परिचर्चा ,पाठन ,व्याख्यान,उद्धरण,,पी.पी.टी.,आदि का प्रयोग	छात्रों को नैतिक मूल्यों ,आत्मविश्वास ,साहस आदि सफलता के मूल मंत्रों को अपनाने के लिए प्रेरित होना
क्रियात्मक कार्य अस्वस्थ मित्र को शीघ्र स्वस्थ होने की कामना करते हुए पत्र लिखिए		पत्र लिखने की कला से अवगत होना

### जनवरी :-

क्रमसंख्या /पाठ का नाम	शैक्षणिक विधि	शैक्षणिक उद्देश्य व अधिगम संप्राप्ति
२१. लौट आया आत्मविश्वास	पाठन ,व्याख्यान ।	जहाँ चाह वहाँ राह की उक्ति से अवगत करवाना ।
२२. कोशिश करने वालों की हार नहीं होती (कविता)	वाचन ,व्याख्यान ,प्रश्नोत्तर, उद्धरण आदि भिन्न - भिन्न विधियों का समुचित प्रयोग ।	अथक परिश्रम के लिए प्रेरित करना ।आत्म विश्वास,साहस .दृढ़ निश्चय जैसे गुणों का विकास करना ।
क्रियात्मक कार्य	किसी भी समस्या का समाधान उसे छोड़ने में नहीं दृढ़ संकल्प व साहस से मिलता है । या इस विषय पर विचार व्यक्त करें ।	कविता लिखने में रूचि उत्पन्न करना ।

फ़रवरी :- वार्षिक परीक्षा हेतु पुनरावृत्ति

**ग्रीष्मावकाश कार्य : १ – मुहावरों/कहावतों से संबंधित कहानियाँ पढ़ें व उनमें से अपनी**

**पसंदीदा दो**

**कहानियाँ आकर्षक ढंग से सचित्र लिखें**

- मेघालय और उत्तरप्रदेश की प्राकृतिक रचना (जल-स्तोत्र , मौसम , प्रकृति आदि ) का सचित्र वर्णन कीजिए ।
- प्रातः उठकर विभिन्न व्यायाम कीजिए । अपने पसंदीदा पाँच योगासन के चित्र बनाकर/चिपकाकर उनके महत्त्व के विषय में लिखें (शब्द सीमा -50-70 )

**४.पढ़ाए गए पाठों को याद करो व कठिन शब्दों को अर्थ सहित याद करो ।**

**नोट :**

- ❖ समस्त गृहकार्य A-4 शीट पर आकर्षक ढंग से करें ।
- ❖ समस्त कार्य एक फोल्डर में लगाएँ जिसके प्रथम पृष्ठ पर अपना संपूर्ण परिचय लिखें ।

**दशहरावकाश गृहकार्य :-**

१.'व्यस्त जीवन में अवकाश का महत्त्व ' विषय पर 80-100 शब्दों में अपने विचार व्यक्त कीजिए ।

२. कक्षा कार्य की पुनरावृत्ति कीजिए ।

**नोट :**

- ❖ समस्त गृहकार्य A-4 शीट पर आकर्षक ढंग से करें ।
- ❖ समस्त कार्य बनाए गए फोल्डर में लगाएँ

**शीतावकाश :-** १ . व्याकरण पर आधारित कोई एक खेल / वर्ग पहेली बनाइए ।

२ शीतकाल में आने वाले पर्वों व प्रमुख व्यंजनों की जानकारी चित्रों सहित लिखिए ।

३ कक्षा -कार्य की पुनरावृत्ति कीजिए ।

**नोट :**



- ❖ समस्त गृहकार्य A-4 शीट पर आकर्षक ढंग से करें ।
- ❖ समस्त कार्य बनाए गए फोल्डर में लगाएँ

## MATHEMATICS

Name of the Text Book- Primary Mathematics 5

M- Mistakes, A- Allow, T- Thinking to, H- Happen

### General Objectives

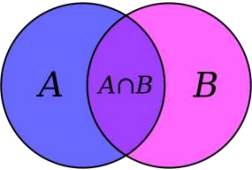

1. To understand mathematical terms, symbols and concepts
2. To identify mathematical situation in his/her environment
3. To apply his/her skills in solving problems with proper emphasis on neatness, speed and accuracy
4. To apply mathematics in real life situations
5. To eliminate the phobia attached with the subject by activity oriented learning and developing positive attitude towards the subject
6. To develop sense of creativity and power of reasoning
7. To encourage students in understanding the mathematical facts by applying and working out the projects in simpler way
8. To develop problem solving approach among children



- 9. To develop high order thinking skills.
- 10. Develop ability to perform the four basic operations



\*\*\*\*\*All Chapters will begin with introduction through Frayer’s Method and closed by Minimum Learning Revision sheet & Error analysis questions\*\*\*\*\*



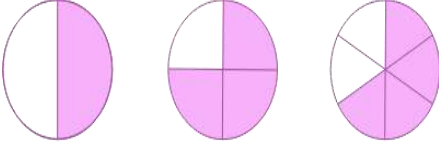
**APRIL**

Topic	Contents with Teaching Aids/ Methodology	Learning Outcomes
<p style="text-align: center;"><b>Unit-1</b> Numbers up to 99,99,99,999</p>  <div style="border: 1px solid black; padding: 5px; margin-top: 10px;"> <p>Learn &amp; Recapitulation of tables 2 to 20 using drilling method</p> </div>	<ul style="list-style-type: none"> <li>● Introducing the new places using Place value chart</li> <li>● Representing 9 digit numbers on Abacus &amp; entering them in Place value chart.</li> <li>● Reading of 9 digit numbers by dividing into periods</li> <li>● Dictation of Numbers up to 9 digits.</li> <li>● <b>Art Integration-1-</b> Comparison between the places of Indian and International Systems using <b>Venn diagram</b>.               <ol style="list-style-type: none"> <li>1. <b>Activity-</b> Write the mobile numbers of your family members</li> <li>2. Divide them into periods according to both Indian and International system</li> <li>3. Read them aloud and write their number names according to both systems.</li> <li>4. Arrange them in ascending order</li> </ol> </li> <li>● <b>Activity 2-Number Story-</b> Recapitulation of entire chapter</li> <li>● <b>Activity-3 Foldable-</b> Indian and International place value system and their relationships.</li> </ul> <p style="text-align: center;"><b>SDG GOALS:-</b> Goal -1 No Poverty Goal -2 Zero Hunger</p>	<p>Students will be able to</p> <ul style="list-style-type: none"> <li>● Read, write and recognize 8 or 9 digit numbers</li> <li>● Writing number names</li> <li>● Understanding place value system, expanded form</li> <li>● Writing predecessor/ Successor</li> <li>● Compare numbers and putting in order</li> <li>● Identify Periods, place and place value of each digit in a number.</li> </ul> <div style="border: 1px solid black; padding: 5px; margin-top: 10px;"> <p style="text-align: center;"><i>Place Value Abacus : 8 dowels</i> <i>math tool for grade 3, 4 and 5</i></p>  </div>


**MAY**

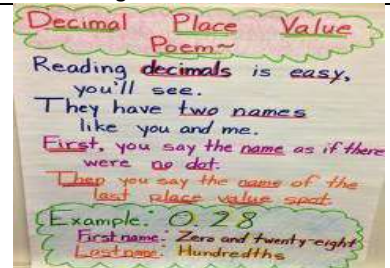
Topic	Contents with Teaching Aids/ Methodology	Learning Outcomes
-------	--	-------------------

<p><b>Unit-2</b> Operation on Large Numbers</p> 	<ul style="list-style-type: none"> <li>• Arranging the numbers in Columns &amp; then add or subtract.</li> <li>• Multiplication &amp; Division of Large numbers through explanation on Smart Board</li> <li>• Mental Calculation by using 2 or more dice.</li> <li>• <b>Activity -1</b> Multiplication Tables by Matka Game.</li> <li>• Properties of four operations.</li> <li>• Word Problems involving all the four operations by C. U. B. E. METHOD</li> <li>• <b>Art Integration-1</b> Web Charts of operations of mathematics</li> <li>• <b>Activity-2</b> Maths Ludo on operations of mathematics and what's up videos will be shared by kids with teacher.</li> <li>• <b>Activity-3</b> Riddles on different types of word problems.</li> </ul> <p style="text-align: center;"><b>SDG GOALS:-</b></p> <p><b>Goal -5</b> Quality education</p>	<p>Students will be able to</p> <ul style="list-style-type: none"> <li>• Develop the ability of finding the sum, differences, product and quotient of large numbers.</li> <li>• Apply these operations to solve simple problems related to day-to-day activities.</li> </ul> <p>• <b>Frame statements for word problems involving real life scenarios for Addition, Subtraction, Multiplication and Division.</b></p>
<p><b>Unit-3</b> Multiples and Factors</p>  <div style="border: 1px solid black; padding: 5px; margin-top: 10px;"> <p>Learn &amp; Recapitulation of tables 2 to 20 using drilling method</p> </div>	<p>• Creating the idea of multiples of a number through its multiplication facts, skip counting by using cut-outs and base board of 100 and by playing bottle game.</p> <ul style="list-style-type: none"> <li>• <b>Art Integration-1</b> --Concept of factors through storytelling, dividing the numbers using bindis, beads/blocks &amp; Factor rainbows.</li> <li>• <b>Activity -1</b> Foldable of multiples, Factors showing their similarities &amp; differences.</li> <li>• <b>Art Integration-2</b> - Venn diagram, to compare Multiples and Factors and also for finding H.C.F of 2 numbers.</li> <li>• <b>Activity -2</b> Clock making activity on Factors and multiples</li> <li>• <b>Activity -3</b> Prime and Composite Numbers using <b>Sieve of Eratosthenes</b>.</li> <li>• Prime Factorization using <b>factor Tree Method</b></li> <li>• Drilling of Tables till 20 and dot game on even and odd numbers.</li> <li>• Activity -4 Activities on square dot paper.</li> <li>• Story of Chota bheem to explain the concepts of factors by dividing Ladus in different ways.</li> <li>• <b>Hands On Activity-</b> Finding H.C.F. of 2 numbers using beads</li> </ul>	<p>Students will be able to</p> <ul style="list-style-type: none"> <li>• Understand the concept of Multiples and Factors</li> <li>• Develop the ability of finding multiples &amp; Factors</li> <li>• Identify &amp; Differentiate the prime and composite numbers/odd and even numbers</li> <li>• Analyze the differences &amp; similarities between Multiples and Factors</li> <li>• determine the prime factorization of any number by 'Factor Tree' and 'Division Method' and can write the factors of any given number.</li> <li>• calculate the LCM and HCF of given numbers.</li> </ul>


Topic	Contents with Teaching Aids/ Methodology	Learning Outcomes
<p data-bbox="150 174 384 255"><b>Unit-3</b> Multiples and Factors Continued</p>  <p data-bbox="129 613 400 689"><b>Unit-4</b> Fractional Numbers</p>	<ul data-bbox="475 174 959 309" style="list-style-type: none"> <li>• L.C.M and H.C.F using cut-outs, blocks etc. through explanation on board and by showing videos.</li> <li>• Drilling of tables</li> <li>• Activity -5 Preparation of HCF model</li> </ul> <p data-bbox="660 331 823 358"><b>SDG GOALS:-</b></p> <p data-bbox="427 362 849 389"><b>Goal -17 Partnership for the goals.</b></p> <p data-bbox="427 416 916 474"><b>Goal –12 Responsible Consumption and production</b></p> <ul data-bbox="475 609 1023 1164" style="list-style-type: none"> <li>• Types of fractions using Flash cards, cluster web</li> <li>• <b>Art Integration-1-</b> Comparing fractions by butterfly method</li> <li>• <b>Activity -1</b> Ascending and Descending using strips by <b>Paper Folding/ square box notebook.</b></li> <li>• Operational of fractional numbers by explanation on board and through discussion and questionnaire method.</li> <li>• <b>Art Integration 2</b> Dividing fractions by <b>KFC Method</b></li> <li>• <b>Activity -2</b> Fraction Disc</li> <li>• Word Problems based on moral values by relating it to day to day activities</li> <li>• <b>Activity 3 Foldable</b>, Song</li> <li>• <b>Tables 2-20</b></li> <li>• Activity -4 Fractions web chart using Mind Map Application.</li> <li>• Visualization of Multiplication and Division of fractional numbers using self- made videos.</li> </ul> <p data-bbox="647 1214 810 1240"><b>SDG GOALS:-</b></p> <p data-bbox="427 1245 1015 1303"><b>Goal -10</b> Reduced Inequalities within and among countries.</p>	<ul data-bbox="1091 174 1481 322" style="list-style-type: none"> <li>• Apply the mathematical skills to find H.C.F and L.C.M of given numbers.</li> <li>• Develop the habit of learning by doing.</li> </ul>  <p data-bbox="1062 604 1315 631">Students will be able to</p> <ul data-bbox="1091 658 1471 1048" style="list-style-type: none"> <li>• Develop an innovative, creative approach towards learning.</li> <li>• Understand the fractional numbers and their types</li> <li>• Compare, reduce, add, subtract, multiply, divide the fractional numbers</li> <li>• Arrange the fractions in Ascending and Descending order</li> <li>• Understand the word problems and identify the fundamental operations and solve them.</li> </ul> 

## AUGUST

Topic	Contents with Teaching Aids/ Methodology	Learning Outcomes
<p style="text-align: center;"><b>Unit-5</b></p> <p>Decimal Numbers</p> 	<ul style="list-style-type: none"> <li>• Concept of decimal by showing videos, Abacus and Place value chart.</li> <li>• <b>Activity 1</b>-Like &amp; Unlike Decimals by using Flash cards</li> <li>• Conversion of Decimal into fraction &amp; vice versa</li> <li>• Number Names &amp; Expanded form by using Place value chart, Abacus, reading aloud and writing.</li> <li>• Comparing 2 or more decimal numbers by observing the whole part and decimal part.</li> </ul> <p style="text-align: center;"><b>SDG GOALS:-</b></p> <p>Goal -3 Good health and wellbeing.</p>	<ul style="list-style-type: none"> <li>• Understand the concept of decimal by correlating with fraction</li> <li>• <b>identify the purpose of using decimals.</b></li> <li>• Know the place as well as place value of each digit in a decimal number</li> <li>• Recognize and read the decimal number</li> <li>• Identify like and Unlike decimals</li> <li>• Express decimal in fraction &amp; vice-versa</li> <li>• Compare two or more decimal numbers.</li> </ul>
<p style="text-align: center;"><b>Unit-6</b></p> <p>Addition &amp; Subtraction of Decimal numbers</p>	<ul style="list-style-type: none"> <li>• Addition &amp; Subtraction of decimal numbers by changing into like and then arranging them on straight columns</li> <li>• <b>Activity -1</b> Properties of addition &amp; Subtraction of decimal numbers by playing team game.</li> </ul> <p style="text-align: center;"><b>SDG GOALS:-</b></p> <p>Goal -12 Responsible consumption and production.</p>	<ul style="list-style-type: none"> <li>• Arrange the decimal numbers in correct columns to add or subtract them.</li> <li>• Add 2 or more decimal numbers</li> <li>• Identify the greater decimal number &amp; then subtract the smaller one</li> <li>• Solve daily life situations involving decimal numbers</li> </ul>
<p style="text-align: center;"><b>Unit -7</b></p> <p>Multiplication &amp; Division of Decimal Numbers</p>	<ul style="list-style-type: none"> <li>• <b>Activity -1</b> Multiplication of one decimal number by whole number and by another number using graph sheet and explanation on board through discussion and recalling tables.</li> <li>• Division of decimal number by whole number, by another decimal number and division of whole number by decimal number through explanation on board &amp; by showing videos &amp; modules on smart board</li> <li>• Properties of Multiplication &amp; Division of Decimal Numbers. Multiplication &amp; Division of decimal numbers by 10,100,1000</li> <li>• Word problems by relating it day to day activities</li> <li>• Foldable of operating of decimals, <b>Decimal place value Poem-Art Integration-1</b></li> <li>• Songs of Decimals</li> <li>• Tables 2-20</li> </ul> <p style="text-align: center;"><b>SDG GOALS:-</b></p> <p>Goal -4 Quality education</p>	<ul style="list-style-type: none"> <li>• Able to find the cost, weight and quantity of many items in decimal by knowing the value of one and vice-versa</li> <li>• Multiply and divide the decimal number</li> <li>• Solve the daily life situations involving decimal numbers</li> </ul>
<p>Recapitulation Activity</p>	<ul style="list-style-type: none"> <li>• Make flash cards of any four Unlike Decimal Numbers &amp; then write their (a) Number Names (b) Read them aloud (c) Change them into like decimals (d) arrange them in ascending order (e) Expanded Form (f) Convert them into fractions (g) Represent them in Place value chart (h) Show them on Abacus and Add them</li> </ul>	<ul style="list-style-type: none"> <li>• Think Independently.</li> <li>• Participate enthusiastically.</li> <li>• Apply the theoretical knowledge into practical usage.</li> </ul>



Interdisciplinary Activity	<ul style="list-style-type: none"> <li>● Make a challenging calendar for the month of August on A4 sheet</li> <li>● Write the important days/festivals with date.</li> <li>● Paste the pictures of that festival &amp; write few lines on it.</li> <li>● Collect more information of that important day.</li> <li>● Now celebrate this day with your friends in a group by showing presentation in a form of skit.</li> </ul>	<ul style="list-style-type: none"> <li>● Develop creative and thinking skills</li> <li>● Develop writing skills</li> <li>● Learn to do their best</li> </ul> Present the skit in interesting and Interactive way.
----------------------------	---	---




## SEPTEMBER

Revision for the First Semester Exams


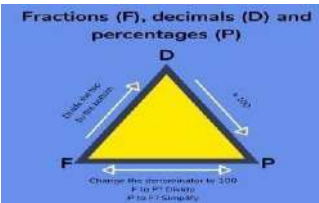

## OCTOBER

Topic	Contents with Teaching Aids/ Methodology	Learning Outcomes												
<b>Unit-8</b> Simplification of Numerical Expression	<ul style="list-style-type: none"> <li>● Introduction of chapter using song with uthe Sabke Kadam- <b>Activity -1</b></li> <li>● Explanation of numerical expression by taking many examples.</li> <li>● Application of DMAS rule to the numerical expression by recalling all the four operations of whole numbers, fractional &amp; decimal numbers.</li> <li>● Showing modules, videos on Smart board</li> <li>● <b>Activity -2</b> Order of operation Practice sticks game</li> </ul> <p style="text-align: center;"><b>SDG GOALS:-</b></p> <p>Goal- 16 Peace justice and strong institutions.</p> <p>Goal -17 Partnerships for the goals.</p>	<ul style="list-style-type: none"> <li>● Enable the students to use their previous knowledge of solving operations separately to the new knowledge of DMAS</li> <li>● Develop the habit of following the rules in their daily life.</li> </ul> <div data-bbox="1053 1299 1532 1444" style="text-align: center;"> <p>Ordering Mathematical Operations</p> <table border="1" style="margin: auto;"> <tr> <td style="background-color: #f9cb9c;">B</td> <td style="background-color: #c6e0b4;">O</td> <td style="background-color: #a6c9ec;">D</td> <td style="background-color: #f4cccc;">M</td> <td style="background-color: #f4cccc;">A</td> <td style="background-color: #f4cccc;">S</td> </tr> <tr> <td>Brackets (...)</td> <td>Orders <math>\sqrt{x}</math> <math>x^2</math></td> <td>Division ÷</td> <td>Multiplication ×</td> <td>Addition +</td> <td>Subtraction -</td> </tr> </table> </div>	B	O	D	M	A	S	Brackets (...)	Orders $\sqrt{x}$ $x^2$	Division ÷	Multiplication ×	Addition +	Subtraction -
B	O	D	M	A	S									
Brackets (...)	Orders $\sqrt{x}$ $x^2$	Division ÷	Multiplication ×	Addition +	Subtraction -									
<b>Unit-9</b> Rounding Numbers	<ul style="list-style-type: none"> <li>● Rounding terms and meaning using <b>web chart</b>.</li> <li>● Explanation on the board by observing the digit at different places accordingly</li> <li>● Team Game.</li> <li>● <b>Art Integration-1</b>-Classroom quiz, rounding poem.</li> <li>● Round off your house number, car number.....to nearest 10, 100, 1000...</li> <li>● <b>Activity -1</b> Hands on activity using ice-cream sticks and cups.</li> <li>● <b>Activity-2</b> using number line, thread, Bindi or sheet.</li> <li>● <b>Art Integration-2 Rounding coaster</b> to learn the rules easily</li> </ul> <p style="text-align: center;"><b>SDG GOALS:-</b></p> <p>Goal -4 Quality Education</p> <p>Goal -17 Partnerships for the goals.</p>	<ul style="list-style-type: none"> <li>● Develop observation skills</li> <li>● Feel in &amp; motivated</li> <li>● Develop thinking and analytical skills</li> <li>● Estimate the given numbers</li> <li>● Apply in daily life situations</li> </ul> <div data-bbox="1053 1971 1516 2150" style="text-align: center;"> <p style="text-align: center;"><i>Rounding Number Activity</i></p> </div>												




<p><b>Unit-10</b> Averages</p> 	<ul style="list-style-type: none"> <li>• Introduction by demonstration using beads &amp; by showing modules</li> <li>• <b>Activity- 2</b> Calculating average height/ weight/ attendance/ marks scored in 1st semester (Group activity)</li> <li>• Solving simple problems of averages by relating it to day to day activities.</li> </ul> <p style="text-align: center;"><b>SDG GOALS:-</b></p> <p>Goal – 13 Climate action</p> <p>Goal – 3 Good Health and Wellbeing.</p>	<ul style="list-style-type: none"> <li>• Understand the concept of Average</li> <li>• Compare the average temperature, marks and attendance in different situations.</li> <li>• Able to find the average in different situations in daily life</li> <li>• <b>Calculate average of the given numbers</b></li> <li>• <b>Apply the knowledge of average in daily life situations</b></li> </ul>
---	---	--

## NOVEMBER

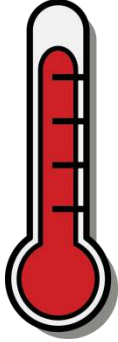

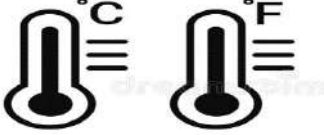
Topic	Contents with Teaching Aids/ Methodology	Learning Outcomes
<p><b>Unit-11</b> Profit and Loss</p>	<ul style="list-style-type: none"> <li>• <b>Activity -1</b> Introduction by role play using fake currency and by showing modules Calculating Profit &amp; loss, determining S.P &amp; C.P by using formulae &amp; by group discussion.</li> <li>• Framing questions.</li> <li>• <b>Activity -1</b> Profit and Loss song- “Sara Jamana hai Profit ka deewana”</li> <li>• <b>Activity -2</b> Foldable on formulas and Classroom Quiz</li> <li>• Word problems using CUBE method</li> </ul> <p style="text-align: center;"><b>SDG GOALS:-</b></p> <p>Goal – 8 Decent work and economic growth.</p>	<ul style="list-style-type: none"> <li>• Define the terms; cost price, selling price, profit and loss</li> <li>• Analyze profit /loss and the calculate it accordingly using formula</li> <li>• Determine C.P., S.P.</li> <li>• Apply the knowledge gained in their real-life situations of profit, loss, purchasing and selling.</li> <li>• Solve daily life problems involving Profit/ loss/ C.P. / S.P.</li> </ul> 
<p><b>Unit-12</b> Percentages</p> 	<ul style="list-style-type: none"> <li>• <b>Art Integration</b>-Explanation of concept of percentage by relating it with fraction &amp; decimal.</li> <li>• Conversion of whole numbers, fractions, decimal numbers into percentage by multiplying by 100%.</li> <li>• Finding 1%, 10%, 50%, 25%, 75% of a number orally.</li> <li>• <b>Activity- 1</b> Finding % using graph, beads, objects in the classroom.</li> <li>• Foldable, Percentage comparison sheet</li> <li>• <b>Activity -2</b> Finding % of each letter of your name and then add up.</li> </ul> <p style="text-align: center;"><b>SDG GOALS:-</b></p> <p>Goal – 5 Gender equality.</p> <p>Goal – 4 Quality Education.</p>	<ul style="list-style-type: none"> <li>• Correlate their learning with previous knowledge.</li> <li>• Understand the concept of Percentage.</li> <li>• Illustrate the percentage on a 10x10 grid</li> <li>• Learn to give 100% to any good act.</li> <li>• Calculate mentally.</li> <li>• Co relate the fraction and decimal with percentage</li> <li>• Convert the given fraction/decimal into percentage</li> <li>• Apply knowledge of % to day to day activities</li> </ul> 

<p style="text-align: center;"><b>Unit-13</b></p> <p style="text-align: center;">Simple Interest</p>	<ul style="list-style-type: none"> <li>● Introduction by taking examples &amp; through discussion.</li> <li>● Calculation of simple interest by using formula.</li> <li>● Calculating amount by using formula.</li> <li>● <b>Activity -1</b> Role play using fake currency</li> <li>● <b>Activity -2</b> Foldable.</li> </ul> <p style="text-align: center;">□</p> <p style="text-align: center;"><b>SDG GOALS:-</b></p> <p>Goal- 8 Decent work and Economic Growth</p> <p>Goal -4 Quality Education</p>	<ul style="list-style-type: none"> <li>● Understand the terms used in the topic.</li> <li>● Calculate interest on certain amount of money deposited / borrowed for 1 or more years at fixed rate of interest using formula</li> <li>● Know and use the formula for calculating the total amount at the end.</li> <li>● Differentiate between Interest and Rate of Interest</li> </ul>
--	--	---



## DECEMBER

Topic	Contents with Teaching Aids/ Methodology	Learning Outcomes
<p><b>Unit -14</b></p> <p>Triangles</p> 	<ul style="list-style-type: none"> <li>● Introduction by using sticks/pencils etc.</li> <li>● Types of triangles by using flowchart, cut- outs, geo-board &amp; showing modules.</li> <li>● <b>Activity 1</b>-Properties of triangles by demonstration of cutting the 3 edges and pasting (angle-sum property)</li> <li>● <b>Activity 2</b> Property 2- by using 3 sticks of different colors &amp; sizes.</li> <li>● <b>Activity -3</b> Foldable on types of triangles.</li> <li>● <b>Activity -4 Walking on different triangles and finding their lengths to prove side sum property.</b></li> <li>● Use of Geo-zebra application</li> <li>● <b>Art Integration</b> Use of Mind map for different types of triangles and properties</li> </ul> <p style="text-align: center;"><b>Making a wall / floor design using triangles</b></p> <p style="text-align: center;"><b>SDG GOALS:-</b></p> <p>Goal -9 Industry Innovation and Infrastructure</p>	<ul style="list-style-type: none"> <li>● Define a Triangle and identify its vertices, sides and angles.</li> <li>● Understand the concept of triangle and its different types.</li> <li>● Classify different triangles according to their sides and angles</li> <li>● Know the properties of triangles and applies them to his/her day to day life.</li> <li>● Count the number of triangles in a given figure.</li> <li>● Calculate third angle when other two angles are given</li> <li>● Evaluate whether construction of triangle is possible or not with the given angles or sides.</li> </ul>
<p><b>Unit-15</b></p> <p>Temperature</p>	<ul style="list-style-type: none"> <li>● Introduction through discussion and questionnaire method for using a thermometer.</li> <li>● Conversion of one scale into other by explanation on the board &amp; by showing modules.</li> <li>● <b>Activity-1</b> Temperature Song, reading temperature using paper thermometer with given template.</li> <li>● Art Integration- Making Paper Thermometer</li> </ul>	<ul style="list-style-type: none"> <li>● Understand the concept of temperature.</li> <li>● State the use of thermometer and units</li> <li>● Read the thermometer</li> <li>● understand the two scales of measuring temperature.</li> <li>● find out/analyze the temperature at which water boils and freezes in both the scales..</li> <li>● convert two scales: Celsius scale</li> </ul>



 <p><b>Unit-16</b> Bills</p> 	<ul style="list-style-type: none"> <li>Activity- 2 note down the maximum and minimum temperature and finding average temperature.</li> </ul> <p><b>SDG GOALS:-</b></p> <p>Goal – 13 Climate action</p> <p>Goal -7 Affordable and Clean Energy.</p> <ul style="list-style-type: none"> <li>Introduction of bills through discussion &amp; questionnaire. .</li> <li>Reading of various bills by collection of different kinds of bills</li> <li>Preparing a bill through explanation on the board.</li> <li>Finding the cost of 100g, 500g, 250g, 750g...mentally</li> <li><b>Art Integration</b> -Paste various kinds of bills.</li> </ul> <p><b>SDG GOALS:-</b></p> <p>Goal -8 Decent work and Economic Growth.</p> <p>Goal -16 Peace, Justice and strong Institutions.</p>	<p>into Fahrenheit scale, Fahrenheit scale into Celsius scale.</p>  <ul style="list-style-type: none"> <li>Read &amp; examine various types of bills.</li> <li>Understand the purpose of getting the bill.</li> <li>Prepare a bill for the given type of bills</li> <li>Finding errors in a bill.</li> </ul>
--	--	---

## January

Topic	Contents with Teaching Aids/ Methodology	Learning Outcomes
<p><b>Unit-17</b> Data Handling</p>  <p><b>Interdisciplinary Activity</b></p>	<ul style="list-style-type: none"> <li>Reading the given information in tabular form &amp; then answering the given questions.</li> <li>Collection of data or information of different situations, reading it, presenting it through pictures, tally marks</li> <li><b>Art Integration</b>-Mind mapping on different tools using Mind mapping application</li> <li><b>Activity -1</b> Tally marks song, Tally marks using pencils, colors</li> </ul> <p style="text-align: center;"><b><u>FEBRUARY</u></b></p> <p style="text-align: center;"><b>Revision for the Annual exams.</b></p> <ul style="list-style-type: none"> <li>Cut any type of triangle using colored pastel sheet &amp; make it attractive by pasting its legs and &amp; arms.</li> <li>Now measure its angles, write the same on its edges &amp; then find their sum.</li> </ul>	<ul style="list-style-type: none"> <li>Read the given information.</li> <li>Organize the data using tally marks, pictures.</li> <li>Interpret data to make predictions.</li> </ul>  <p style="text-align: center;"><b>SDG GOALS:-</b></p> <p>Goal -5 Gender Equality</p> <ul style="list-style-type: none"> <li>Develop innovative ideas</li> <li>Display observation skills</li> <li>Apply the theoretical knowledge into practical knowledge</li> <li>Develop independent thinking skills &amp; connect their learning to everyday situations.</li> <li>Develop logical &amp; analytical thinking. Develop creative thinking.</li> </ul>

	<ul style="list-style-type: none"> <li>● Now classify &amp; name it accordingly.</li> <li>● Then turn this and measure all the three sides of it and write on it.</li> <li>● Prove that the sum of any two sides of a triangle is always greater than the third side.</li> <li>● Classify and name it accordingly.</li> <li>● Name any three objects/ monuments around you that are in triangular shape.</li> <li>● Which letters of alphabets (capital) contain triangles?</li> <li>● How many triangles can you draw from non- collinear points?</li> <li>● Count the number of triangles in this figure. Make your own designs using triangles.</li> </ul>	
--	---	--

**Recommended Books:**

1. Math-Magic (book 5 by NCERT)
2. Composite Mathematics by R.S Aggarwal
3. Number Magic by Ratna Sagar
4. Speed Maths by A. Parker & J. Falukner

**Recommended Sites:**

1. [www.homeschoolmaths.net](http://www.homeschoolmaths.net)
2. [www.khanacademy.org](http://www.khanacademy.org)
3. ELearning class 5 free tutorial cbse maths
4. [www.youtube.com](http://www.youtube.com)

**HOLIDAY HOMEWORK**


**Summer Holiday homework**

1. Do one question of multiplication and one question of Division of 5,6,7 digit numbers by 2,3 and 4-digit number for 15 days in a separate notebook.
2. Search the population of any 5 countries. Write their number names in Indian and International number system. Also, arrange them in ascending and descending order in Scrap book.
3. Learn tables 2 to 20 by heart.
4. Do the given Homework neatly according to your roll number.

Roll No. 1 to 10	Roll No. 11 to 20	Roll No. 21 to 30	Roll No. 31 to 40	Roll No. 41 onwards
<ol style="list-style-type: none"> <li>1. Make beautiful scenery on topic "Life Under Water" using geometrical shapes on A-3 size sheet.</li> <li>2. Do not copy given picture.</li> <li>3. Make your own creative ideas.</li> </ol>	<ol style="list-style-type: none"> <li>1. Search the work done by any one mathematician.</li> <li>2. Do it on A-3 size sheet.</li> <li>3. Also, paste the picture of mathematician.</li> <li>4. Make it colorful and beautiful using colorful pictures.</li> </ol>	<ol style="list-style-type: none"> <li>1. Make a Ludo (snakes and ladder) with questions based on the topics already done. For example; for number 1 you can write which is neither prime nor composite or <math>7352 \div 7352</math> etc.</li> <li>2. Topics like operations of mathematics, prime numbers, composite, factors, multiples, fraction,</li> </ol>	<ol style="list-style-type: none"> <li>5. Prepare a chart on factors and multiples with creativity.</li> <li>6. Use your idea. Do not copy the same.</li> </ol>	<ol style="list-style-type: none"> <li>1. Make a beautiful mathematical boundary for display boards of given dimensions Length= 2 to 3 m Breadth = 5 cm.</li> <li>2 using mathematical concept only.</li> <li>7. Make it colorful and beautiful.</li> </ol>



- area, perimeter, odd-even numbers etc.
3. Show your creativity and own idea. Game should be interesting.



**NOTE: Submission is compulsory.**

**Winter Holiday Homework**

1. Show 2 properties of a triangle (one on each side) on a cut out of a triangle and classify it accordingly.
2. Note down the temperature (maximum and minimum) for days and then find the average daily temperature. Also encircle the hottest and coldest day. Do the same on the A4 sheet.
3. Learn tables 12-20.

**Social Science**  
**Class 5**

**Objectives:**

1. To develop an understanding of family members as individuals.
2. To understand the importance of working in harmony.
3. To identify the relation between the types of houses and climatic conditions.
4. To arouse feelings of empathy towards the underprivileged and disabled.
5. To develop a sense of bonding amidst members of a community.
6. To understand and apply the concept of team spirit.
7. To help the child itself learning and understanding.
8. To respect the national heritage.
9. To stimulate power of observation.
10. To understand our rights and duties as a citizen of India and obey law and order.

**APRIL**

Topic	Teaching Aids / Methodology	Activity	Learning Outcome
<p><b>Chapter-1</b> <b>Importance of Family</b></p> <p>SDG – 17, partnership for goals. 5- Gender equality 3- Good health and well being</p>	<ol style="list-style-type: none"> <li>1. Group discussion on different types of family and tradition.</li> <li>2. Introduction of the term “extended family”.</li> </ol>	<ol style="list-style-type: none"> <li>1. Draw different types of family.</li> <li>2. Make an appreciation card for any of the family member.</li> </ol> <p style="text-align: center;">OR</p> <p>Make finger puppets of your family members and narrate a day spend together.</p>	<ul style="list-style-type: none"> <li>➤ To develop respect for each family member and express gratitude to them.</li> <li>➤ Appreciate family customs and traditions.</li> <li>➤ To understand hierarchy in a family.</li> </ul>
<p><b>Chapter-2</b> <b>Human Migration</b></p> <p>SDG -6- clean water and sanitation 15- life on land 8 – Decent work and economic growth.</p>	<ul style="list-style-type: none"> <li>➤ Group discussion and pictorial presentation with the use of PPT/videos</li> <li>➤ Go- Types of migration</li> </ul>	<ul style="list-style-type: none"> <li>➤ Collect information and paste pictures of any 5 migratory birds or animals and make a collage.</li> <li>➤ Find out information about any 5 organization that help the victim of natural calamities.</li> </ul>	<ul style="list-style-type: none"> <li>➤ Comprehend the meaning of the term – migration. Explain different types of migration.</li> <li>➤ Understand the reason of migration &amp; hardship faced by migrants.</li> <li>➤ To recognize and remember the safety measures to be taken during a disaster.</li> </ul>

**MAY**

Topic	Teaching Aids / Methodology	Activity	Learning Outcome
<p><b>Chapter-3</b> <b>Variation in Shelters</b></p> <p>SDG 11- Sustainable cities and Communities</p>	<ul style="list-style-type: none"> <li>➤ Discussion on types of shelters &amp; with the use of PPT/videos.</li> <li>➤ GO – Types of shelters</li> </ul>	<ul style="list-style-type: none"> <li>➤ To design a type of shelter using waste material.</li> <li>➤ Write its characteristics</li> <li>➤ Paste pictures of different types of rock caves found in India. Also mention two facts about the same. Ex : Ajanta and Ellora</li> </ul>	<ul style="list-style-type: none"> <li>➤ Understand the history of houses.</li> <li>➤ Learn about regional variations in houses.</li> <li>➤ To understand the purpose of different types of houses.</li> </ul>

**JULY**

Topic	Teaching Aids / Methodology	Activity	Learning Outcome
<p><b>Chapter-4</b> <b>Sensitivity towards others</b></p> <p>SDG 3- Good health and well being 4- Quality education 10 – Reduced inequalities</p>	<ul style="list-style-type: none"> <li>➤ Reading of lesson along with explanation with the help of PPT/videos.</li> <li>➤ Explaining the needs of physically challenged and socially deprived children with the flash cards.</li> <li>➤ List the facilities Provided for Physically challenged and socially deprived persons in public places.</li> </ul>	<ul style="list-style-type: none"> <li>➤ Paste the pictures of Para- athletics champions of India.</li> <li>➤ Find out about the information about any one person who has contributed in improving the condition of socially deprived children.</li> </ul>	<ul style="list-style-type: none"> <li>➤ To sensitize them towards the socially deprived and special children.</li> <li>➤ Respect and appreciate the work done by special people.</li> <li>➤ To empathize with the special children.</li> <li>➤ To appreciate the work done by the government and NGO's for the upliftment of special people.</li> </ul>
<p><b>Chapter-5</b> <b>Community Services</b></p> <p>SDG – 11 – Sustainable cities and Communities 17 – Partnership for goals</p>	<ul style="list-style-type: none"> <li>➤ Explanation through interaction and watching of related PPT/videos.</li> <li>➤ Go – Community services in olden time and modern time.</li> </ul>	<ul style="list-style-type: none"> <li>➤ Badge making (I am volunteer for-----).</li> <li>➤ Find out about the community services which are being done in your neighborhood and give oral presentation.</li> </ul>	<ul style="list-style-type: none"> <li>➤ To imbibe the value of mutual help.</li> <li>➤ To share their ideas for better well-being of society.</li> <li>➤ To enhance reading skills and become aware of social issues.</li> </ul>

## AUGUST

Topic	Teaching Aids / Methodology	Activity	Learning Outcome
<b>Chapter-6</b> <b>Leisure Time</b> SDG 17- Partnership for Goals 5- Gender Equality	<ul style="list-style-type: none"> <li>➤ Class discussion on types of games.</li> <li>➤ To apprise the learners about the importance of fun, enjoyment and physical activity in our daily life.</li> <li>➤ To realize the importance of sharing and caring, togetherness and recreation.</li> <li>➤ GO – Types of games.                             <ol style="list-style-type: none"> <li>1. Indoor</li> <li>2. Out door</li> </ol> </li> </ul>	<ul style="list-style-type: none"> <li>➤ Mask making and role play of your favorite sports person.</li> <li>➤ Make a game of your own and also mention the rules and regulations to be followed.</li> </ul>	<ul style="list-style-type: none"> <li>➤ To understand playing as a means of recreation.</li> <li>➤ To develop qualities like hard work and dedication and value of team spirit.</li> </ul>
<b>Chapter-7</b> <b>Changing trends in occupation</b> SDG – 5- Gender equality 10 – Reduced inequalities 4- Quality Education	<ul style="list-style-type: none"> <li>➤ Reading of lesson along with explanation.</li> <li>➤ Use of PPT/videos for explanation.</li> </ul> GO –Types of labours	<ul style="list-style-type: none"> <li>➤ Enactment of different occupations focusing on educational qualifications and skills.</li> <li>➤ Use cartons, polybags milk boxes of Amul products to create or make the lookalikes.</li> </ul>	<ul style="list-style-type: none"> <li>➤ To appreciate the interdependence of rural and urban areas.</li> <li>➤ Will be able to identify different kind of occupations and their importance in our society.</li> <li>➤ Understand the term “white revolution”.</li> </ul>

## SEPTEMBER

Revision for First Semester Examination

Topic	Teaching Aids / Methodology	Activity	Learning Outcome
<b>Chapter-8</b> <b>Respecting Regional Differences</b> SDG- 15 Life on land	<ul style="list-style-type: none"> <li>➤ Group discussion on Andaman and Nicobar Islands and watching related PPT/videos.</li> <li>➤ GO – Tribal groups in Andaman Nicobar.</li> </ul>	<ul style="list-style-type: none"> <li>➤ Tribal jewelry making.</li> <li>➤ Tie and Dye Activity.</li> </ul>	<ul style="list-style-type: none"> <li>➤ To understand the cultural features of Andaman and Nicobar.</li> <li>➤ To make them respect regional disparities.</li> </ul>

### OCTOBER

Topic	Teaching Aids / Methodology	Activity	Learning Outcome
<b>Chapter-9 Exploring India</b>  SDG 11- Sustainable communities and cities. 17- Partnership for goals 9- Industry, innovation and Infrastructure	<ul style="list-style-type: none"> <li>➤ Explanation through interaction and showing related PPT/videos.</li> <li>➤ Appreciate the rich cultural heritage of India.</li> <li>➤ Go – Types of Heritages</li> </ul>	<ul style="list-style-type: none"> <li>➤ Brochure on any one state using dresses, dance, food, etc.</li> <li>➤ Make a wall hanging mentioning the do's and dont's while visiting a monument.</li> </ul>	<ul style="list-style-type: none"> <li>➤ To identify and appreciate beautiful architecture of monuments of India.</li> <li>➤ Students will get to know about the state's culture in detail.</li> </ul>

### NOVEMBER

Topic	Teaching Aids / Methodology	Activity	Learning Outcome
<b>Chapter-10 Mapping India</b>	<ul style="list-style-type: none"> <li>➤ Class discussion on different types of maps.</li> <li>➤ Understand the different types of maps.</li> <li>➤ Understand the components of maps</li> <li>➤ Go- Components of maps</li> <li>➤ Types of Maps</li> </ul>	<ul style="list-style-type: none"> <li>➤ Activity: Making of Grid</li> <li>➤ Make a 3D model showing the two motions of Earth.</li> </ul>	<ul style="list-style-type: none"> <li>➤ To know the different types of maps and language of the map.</li> <li>➤ To demonstrate the movements of Earth.</li> </ul>
<b>Chapter-11 Transportation in modern times</b> SDG 12- Responsible consumption and production 13- Climate Action	<ul style="list-style-type: none"> <li>➤ Reading of lesson along with explanation and use of PPT/videos.</li> <li>➤ Go –Modes of transports</li> </ul>	<ul style="list-style-type: none"> <li>➤ Activity: Make a timeline chart of Inventions and discoveries. (on any means of transportation)</li> </ul>	<ul style="list-style-type: none"> <li>➤ To learn about the various modes of transport.</li> <li>➤ To develop communication skills and enhance their in-depth knowledge of vehicle.</li> </ul>

### DECEMBER

Topic	Teaching Aids / Methodology	Activity	Learning Outcome
<b>Chapter-12</b> <b>Communication in modern times</b> SDG 17 – Partnership for goals	<ul style="list-style-type: none"> <li>➤ Discussion about the importance of communication and related videos/PPT will be shown.</li> <li>➤ GO – Types of communication.</li> </ul>	<ul style="list-style-type: none"> <li>➤ Debate on the topic ‘Modern gadgets are boon or bane’.</li> <li>➤ Make an advertisement on any product of your choice.</li> </ul>	<ul style="list-style-type: none"> <li>➤ To know about the various means of communication.</li> <li>➤ To be able to analyze the advantages and disadvantages of modern means of communication.</li> </ul>

### JANUARY

Topic	Teaching Aids / Methodology	Activity	Learning Outcome
<b>Chapter-13</b> <b>India’s Neighbours</b> SDG 16 – Peace, Justice and Strong Institutions	<ul style="list-style-type: none"> <li>➤ Explanation through interaction and Display of map with the aid of PPT/Open Board.</li> <li>➤ GO- Neighbourhood countries of India</li> </ul>	<ul style="list-style-type: none"> <li>➤ Collage on any one neighbouring country of India( including dress, food habits, culture etc)</li> <li style="text-align: center;">OR</li> <li>➤ Flag pasting of neighbouring countries of India.</li> </ul>	<ul style="list-style-type: none"> <li>➤ Will gain knowledge about the neighbouring countries of India, their food, dresses, culture and their relationship with India.</li> <li>➤ To sensitize the ways to improve relation with our neighbouring countries.</li> </ul>

### FEBRUARY

#### Revision for Final Examination

#### Summer Holiday Homework

1. Prepare a chart on A-3 size sheet as per the roll no. assigned.

Roll no.      Topic



- 1-09 Different types of shelters
- 10-18 Community Helpers
- 19-27 Historical monuments
- 28-36 Indoor and outdoor games
- 37-43 Different types of occupations

2. Revise all syllabus done in April and May.

3. Weather Chart- Collect cut-outs from the newspaper and magazines related to the weather. Find out the weather-related reports such as recent storm or flood and paste it in a chart paper.

### **Winter Holiday Homework**

1. Write the names of celebrities and their contribution in creating awareness about girl education, cleanliness, health and hygiene. (A3 size sheet)
2. Make a timeline chart depicting various inventions in the field of communication along with the name of inventors and the year of inventions.


## Class – V

### Subject – Science

#### Objectives of teaching Science:-



- 1) To make use of science in day-to-day life.
- 2) To develop an understanding based on observation and illustration, drawn from live experiences and physical, biological, social, and cultural aspects of life rather than abstractions.
- 3) ) To engage the child in exploratory and hands-on activities to acquire basic cognitive and psychomotor skills through observation, classification, inference, etc.
- 4) To develop scientific problem-solving skills.
- 5) To develop an awareness of environmental issues.
- 6) To engage them in joyfully exploring the world around them and harmonizing with it.
- 7) To foster critical thinking, problem-solving, and logical thinking.
- 8) To nurture the creativity and curiosity of the child, particularly, about the natural environment.
- 9) To learn about plants and animals through interaction with the environment.
- 10) To explore ways to preserve natural resources.
- 11) To guide children toward understanding vital scientific concepts.
- 12) To encourage children towards sustainable development.

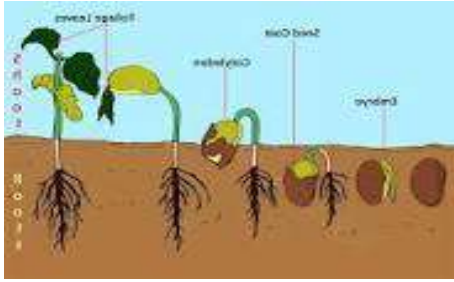
## APRIL

CHAPTER	METHODOLOGY	LEARNING OUTCOMES
L-1 My Body <ul style="list-style-type: none"><li>• Breathing System</li></ul>	<ul style="list-style-type: none"><li>• Breathing activity for 30 Seconds.</li><li>• Activity- Making a model of the Breathing System.</li></ul> 	<p>-To enable the students to understand the concept of breathing.</p> <p>-Recognize the organs of breathing system and understand their functions.</p>



## MAY

CHAPTER	METHODOLOGY	LEARNING OUTCOMES
<p>L-2 Plants</p> <ul style="list-style-type: none"> <li>• Photosynthesis.</li> </ul>  <ul style="list-style-type: none"> <li>• Insectivorous plants.</li> </ul>  <ul style="list-style-type: none"> <li>• Reproduction in plants.</li> <li>• Structure of the bean seed and stages of germination.</li> </ul>	<ul style="list-style-type: none"> <li>-Animation on photosynthesis.</li> <li>-Activity 3D model of photosynthesis.</li> <li>-Draw a well-labeled diagram of Photosynthesis.</li> </ul> <ul style="list-style-type: none"> <li>• - Explanation by showing pictures and specimens.</li> <li>• -Activity- make a model of the insectivorous plant by using paper cuttings.</li> </ul> <ul style="list-style-type: none"> <li>- Fussing with definition.</li> <li>-Live demonstration on the Structure of bean, maize, and wheat seed.</li> </ul>	<p>To enable the students to</p> <ul style="list-style-type: none"> <li>-Understand and appreciate the process of photosynthesis in green plants.</li> <li>- Admire the amazing nature of plants.</li> <li>-Identify different parts of a seed.</li> <li>-Compare monocots And dicots.</li> </ul>



- Conditions required for seed germination.
- Vegetative Reproduction.
- Seed dispersal



-Hands-on activity on stages of seed germination. Record the observations with diagrams.

-Sequencing on stages of seed germination.

-Do the Activity shown on page17&18 in the textbook.

-Discussion and live demonstration on reproduction of plants through different parts of the plant.

-Discussion through story and showing realia.

-Web chart on seed dispersal.

-SDG-13 Climate action.  
(Each one plant one)

-Observe and analyze the conditions required for germination.



-Verify that reproduction of a plant is possible through different parts of the plant.

-Identify and cite examples of different ways of seed dispersal.

-Relate the knowledge to the environment.

-Inculcate the habit of caring and sharing.

# JULY

CHAPTER	METHODOLOGY	LEARNING OUTCOMES
<p>L-3 FORESTS</p> <ul style="list-style-type: none"> <li>Advantages of forests.</li> </ul>  <ul style="list-style-type: none"> <li>Forest products</li> <li>Deforestation and its harmful effects.</li> <li>Forest conservation.</li> <li>Wildlife sanctuary and National parks.</li> </ul>	<ul style="list-style-type: none"> <li>-Discussion on the advantages of Forest through a web chart.</li> <li>-Activity- Forests act as natural absorbers of water. (Using water, plate, sponge)</li> <li>-Discussion through realia</li> <li>-Activity – Collect any five pictures of forest products and paste them in your notebook.</li> <li>-Discussion on harmful effects of deforestation through a web chart.</li> <li>-Demonstration of soil erosion and conservation with plants.</li> <li>-Discussion on various ways of Forest conservation.</li> <li>-Virtual tour of wildlife sanctuary and national parks.</li> </ul>  <ul style="list-style-type: none"> <li>-Activity-Draw a poster or design a brochure on forest conservation.</li> </ul> <p>SDG-13 Climate action</p>	<p>To enable the students to</p> <ul style="list-style-type: none"> <li>-State the advantages of forests.</li> <li>-List the various forest products.</li> <li>-Explain deforestation and its harmful effects.</li> <li>-Develop communication skills and interpersonal relationships.</li> <li>-Enlist the various ways of forest conservation.</li> <li>-Comparison between wildlife sanctuaries and national parks.</li> </ul>

## L-4 Animals

- Usefulness of animals.
- Extinct and Endangered animals.
- Wildlife trade.



- Protection of wildlife.
- Food chain & Food web.



- Care for animals.

-Class discussion.

-Activity-Collect five pictures of extinct and endangered animals and paste them in the notebook.

-Discussion by co-relating with daily life.

-Draw or paste pictures of parts of animals for which they are hunted.

-Discussion on the program launched by the Indian Government to protect wildlife.

-Discussion on various organizations working for animal rights.

-Explanation through diagrams.

-Discussion and pictorial chart.

-Making placards/wall hanging for the food chain.



-Discussion on care for animals

**SDG-15 LIFE ON LAND**

To enable the students to

-Generalize how animals are useful to us.

-Differentiate between Extinct and Endangered animals.

-Tabulate data (wildlife trade)

-Learn to nurture nature and co-exist with it.

-Differentiate between the food chain and the food web.

-inculcate empathy toward animals.





- Natural Satellites.

- Poem recitation on phases of the moon.
- Activity using biscuits.



- Artificial Satellites and their uses.




- Discussion on uses of artificial satellites.

-Distinguish between natural and artificial satellites.

-List the purpose for sending Artificial satellites into space.



-Develop a friendly attitude.

<p><b>L-12 Observing Sky</b></p> <ul style="list-style-type: none"> <li>• Day and Night Sky.</li> <li>• Constellation</li> <li>• Pole star.</li> <li>• Compare planets and stars.</li> </ul>	<p>-Observe the day and night sky. Record and draw pictures of all the objects, which can be seen with the unaided eye in a tabular form(given on page 123 in the textbook)</p> <p>-Observe the night sky and locate any two constellations.</p> <p>-Formation of Ursa major and Ursa minor through diagrams.</p> <p>-Activity-Make a constellation using aluminum foil and a black A3 size sheet.</p>  <p>-Discussion on pole star and why it has been useful for travelers.</p> <p>-Discussion on features of planets and stars.</p>	<p>-Develop observational and thinking skills.</p> <p>-Analyze the reason for the rising sun in the east and setting in the west.</p> <p>-Locate different constellations.</p> <p>-Identify the pole star in the night sky.</p> <p>-Distinguish between a star and a planet.</p>
--	---	--



## SEPTEMBER

Revision for First Semester Examination.

## OCTOBER

CHAPTER	METHODOLOGY	LEARNING OUTCOMES
<p><b>L-5 Food and Health</b></p> <ul style="list-style-type: none"> <li>• Balanced diet and its importance.</li>   <li>• Health</li>   <li>• Deficiency diseases and their precautions.</li>   <li>• Communicable diseases and their precautions.</li> </ul> 	<ul style="list-style-type: none"> <li>-Interactive session on a balanced diet with experts.</li>   <li>-Activity Model of the healthy eating pyramid by paper folding.</li> </ul>  <ul style="list-style-type: none"> <li>-Discussion through a short story.</li>   <li>-Class discussion.</li>   <li>-Flashcard activity.</li>   <li>-Interactive session.</li>   <li>-Web chart on diseases.</li>   <li>-Activity-‘Balanced diet day’ celebration (Healthy snacks, posters, skit)</li> </ul>	<p>To enable the students to</p> <ul style="list-style-type: none"> <li>-Define nutrients.</li>   <li>-Understand the importance of a balanced diet.</li>   <li>-Develop the habit of healthy eating.</li>     <li>-Define health and list important ways to maintain good health.</li>   <li>-Define disease and categorize diseases.</li>     <li>-Acquire detailed knowledge of two types of diseases concerning symptoms and prevention.</li> </ul>

# NOVEMBER

CHAPTER	METHODOLOGY	LEARNING OUTCOMES																		
<p>L-6 Spoilage and Wastage of Food and Food Preservation</p> <ul style="list-style-type: none"> <li>• Food Preservation</li>   <li>• Causes of food spoilage.</li> </ul>  <ul style="list-style-type: none"> <li>• Methods of food preservation.</li> </ul> 	<p>Discussion on storage of various food items.</p> <p>Activity-Complete the table.</p> <table border="1" style="width: 100%; border-collapse: collapse; margin-bottom: 10px;"> <thead> <tr> <th style="width: 15%;">S.No</th> <th style="width: 40%;">Food item</th> <th style="width: 45%;">Way of storing</th> </tr> </thead> <tbody> <tr><td> </td><td> </td><td> </td></tr> <tr><td> </td><td> </td><td> </td></tr> <tr><td> </td><td> </td><td> </td></tr> <tr><td> </td><td> </td><td> </td></tr> <tr><td> </td><td> </td><td> </td></tr> </tbody> </table> <ul style="list-style-type: none"> <li>-Fussing with definition.</li>   <li>-Discussion on causes of spoilage of food through real aid, and pictures.</li>   <li>-Explanation of different methods of food preservation through real aid.</li> </ul> <p>Activity-Paste the wrapper of any two packaged food items and write down the ingredients, preservatives, and manufacturing and expiry date,</p>	S.No	Food item	Way of storing																<p>To enable the students to</p> <ul style="list-style-type: none"> <li>-Enlist the ways of storing food.</li>   <li>-Define food preservation.</li>   <li>-Generalize the causes of spoilage of food.</li>   <li>-List the methods of prevention of food spoilage.</li> </ul>
S.No	Food item	Way of storing																		



- Importance of food preservation.

- Wastage of food

-Class discussion on the importance of food.  
-Brochure making on food preservation.

-Group discussion on 'Why we should not waste food'.

-Activity-Collect information about the organizations, which collect leftover food from marriages and parties, etc., and donate it to poor children. This collected information will then be shared in the class.

SDG2 -NO HUNGER

-Discussion on the uses of water in the day-to-day activities of human beings.

-discussion.

-Fussing with a definition.

-Draw and name three aquatic animals and amphibious animals.

-Understand the importance of food preservation.

-Empathize food problems and design strategies to solve the problems.

#### L-7 Importance of water

- Importance of water for Animals.

- Aquatic and amphibious animal

To enable the students to

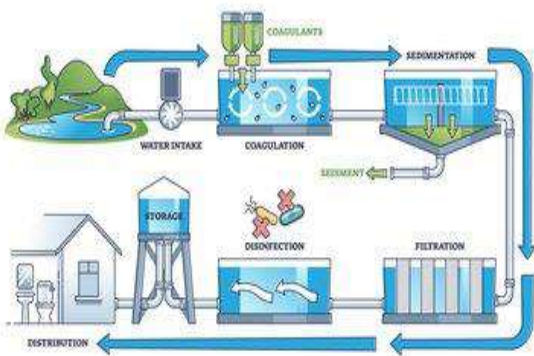
-Understand the uses of water.

-Generalize water is important for all living Beings -humans, animals, and plants.

-Differentiate between aquatic animals and amphibians.

- Importance of water for plants.
- Aquatic plants.
- Groundwater
- Ways of drawing out water.

- Water supply



-class discussion.  
-Demonstration using colored water and white flowers.

-collect pictures of aquatic plants and paste them in your notebook.

-Explanation through pictures and diagrams.

-Activity- Make a working model of a well or waterwheel.



-Discussion through a flow chart.

-Make a poster or write slogans on 'Water Conservation'.  
SDG6-CLEAN WATER AND SANITATION.

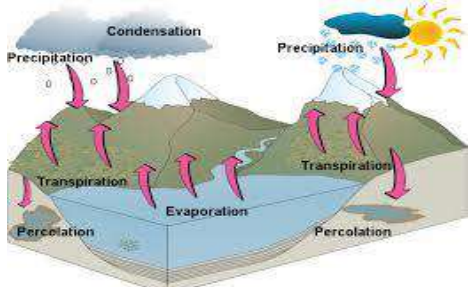

-List the ways of lifting groundwater.

-Acquire knowledge of the supply of water

-Sensitize the people to keep the water bodies clean.

-Develop the habit to conserve water



## DECEMBER

CHAPTER	METHODOLOGY	LEARNING OUTCOMES								
<p><b>L-8 Properties of water</b></p> <ul style="list-style-type: none"> <li>• Solute, Solvent, Solution</li>   <li>• Soluble insoluble materials.</li>   <li>• Floating and sinking.</li>   <li>• The physical state of matter.</li> <li>• Evaporation &amp; Condensation.</li> <li>• Water Cycle</li> </ul> 	<p>-Explain the basic terms through an activity-Making Nimboo Pani.</p> <p>-Learning by doing - using salt, sugar, sand, chalk powder, etc.</p> <p>Observation Table</p> <table border="1" data-bbox="571 779 1038 958"> <thead> <tr> <th>Soluble</th> <th>Insoluble</th> </tr> </thead> <tbody> <tr> <td style="height: 50px;"></td> <td style="height: 50px;"></td> </tr> </tbody> </table> <p>Materials which</p> <table border="1" data-bbox="571 1037 1038 1216"> <thead> <tr> <th>Float</th> <th>Sink</th> </tr> </thead> <tbody> <tr> <td style="height: 50px;"></td> <td style="height: 50px;"></td> </tr> </tbody> </table> <p>-Demonstration through real aid.</p> <p>-Demonstration through simple activities given in the book.</p> <p>-Activity -Water cycle in a plastic bag.</p> 	Soluble	Insoluble			Float	Sink			<p>To enable the students to</p> <ul style="list-style-type: none"> <li>-Identify solute, solvent, and Solution.</li>   <li>-Differentiate between soluble and insoluble materials.</li>   <li>-Give reason for floating and sinking materials.</li>   <li>-Develop thinking, observational, and analytical skills.</li> <li>-Know about the fact of nature.</li> </ul>
Soluble	Insoluble									
Float	Sink									

CHAPTER	METHODOLOGY	LEARNING OUTCOMES
<p>L-Fuels</p> <ul style="list-style-type: none"> <li>● Types of fuels.</li> <li>● Uses of fuels.</li> <li>● Fuels and machine.</li> <li>● Fossil fuels.</li> <li>● Renewable and non-renewable sources of energy.</li> <li>● Alternatives of fossil fuels.</li> <li>● Energy conservation.</li> </ul>	<p>-Introduction through discussion and real aid.</p> <p>-Web chart on types of fuels.</p> <p>-Class discussion, Flow chart on the production of electricity by using coal.</p> <p>-Discussion.</p> <p>-Demonstration on the formation of fossil fuels using bread and gummy fish.</p> <div data-bbox="608 786 922 1077" style="text-align: center;"> <p>Books</p> <p>Slice of wheat bread</p> <p>Gummy candy</p> <p>Slice of rye bread</p> <p>Gummy candy</p> <p>Slice of white bread</p> </div> <p>-Discussion through suitable live examples.</p> <p>-Web chart</p> <p>-Class discussion.</p> <p>-Poster making/slogan writing on 'save energy'.</p> <p><b>SDG-7 AFFORDABLE AND CLEAN ENERGY</b></p>	<p>To enable the students to</p> <ul style="list-style-type: none"> <li>-Define fuel.</li> <li>-Identify types of fuels.</li> <li>-Understand the uses of fuels.</li> <li>-Acquire knowledge of the formation of fossil fuels.</li> <li>-Distinguish between renewable and non-renewable sources of energy.</li> <li>-Inculcate the habit of using fuels wisely.</li> <li>-Realize the importance of the conservation of energy.</li> </ul>



## JANUARY

CHAPTER	METHODOLOGY	LEARNING OUTCOMES
<p>L-7 Air</p> <ul style="list-style-type: none"> <li>● Composition of Air.</li>   <li>● Uses of various components of Air.</li>   <li>● Role of Nitrogen.</li> <li>● Air pollution.</li>   <li>● Effects of Air pollution</li>   <li>● Ways to reduce air pollution.</li> </ul>	<p>-Explain through a pie diagram. -Activity- composition of air using seeds or colored pasta.</p>  <p>-Experiment to show oxygen is required for burning.</p>  <p>-Explain through the diagram. -Explain through suitable examples. -Group discussion. -Activity- Nukkad Natak. -Activity -Poster or slogan writing competition on 'Prevention of Air Pollution'.</p> <p><b>SDG13 CLIMATE ACTION</b></p>	<p>To enable the students to -Know about the composition of Air.</p> <p>-Appreciate the uses of various components of Air.</p> <p>-Cite examples of how air can become impure.</p> <p>-Analyze the problems related to Air pollution.</p> <p>-Explain various ways to reduce Air Pollution. -Create a green environment. -Develop the habit of sustainable development.</p>

## **FEBRUARY -Revision for Annual Examination**

### **Summer Holidays Homework-**

1. Make a beautiful chart on any one topic of your choice from your science book(on an A3 size sheet)
2. Make a science magazine and write any ten interesting scientific facts based on the human body, animals, plants, and their surrounding environment.  
Note-A new/old notebook can be used to make the magazine. You may draw or paste pictures to support your findings.
3. Collect any five seeds dispersed by wind, water, animals, and explosion. Put them neatly in zip lock pouches. Label them and keep them in a box. Learn the unique features which help these seeds to disperse through that particular agent.  
(Project & Viva).
4. Revise Chapters 1 and 2.

### **Winter Holidays Homework-**

1. Make a beautiful brochure on different methods of food preservation. Draw or paste relevant pictures also.
2. Do any one science fun experiment and draw its picture and write the scientific principle used.

# संस्कृतम्

सत्र 2023 -2024

कक्षा-पञ्चमी

पाठ्य पुस्तक - सुरभिः

सामान्य उद्देश्य-

1. विद्यार्थियों में संस्कृत पढ़ने के लिए रूचि जागृत करना ।
2. संस्कृत शब्दों को समझने की क्षमता प्रदान करना ।
3. विद्यार्थियों में संस्कृत भाषा के प्रति रूचि उत्तपन्न करना ।
4. विद्यार्थियों को शुद्ध संस्कृत शब्दों को पढ़ने तथा बोलना सीखाना ।
5. दैनिक जीवन में प्रयोग की जाने वाली वस्तुओं का संस्कृत भाषा में प्रयोग करना ।
6. चित्रों के माध्यम से संस्कृत शब्दों का ज्ञान कराना ।
7. विसर्ग तथा हलन्त का ज्ञान करना ।
8. विद्यार्थियों को चित्रों के माध्यम से संस्कृत भाषा में रूचि जाग्रत कराना ।
9. मात्राओं का शुद्ध उच्चारण करना ।
10. सामान्य संस्कृत शब्दों का ज्ञान करते हुए शुद्ध उच्चारण कराना

अंक विभाजन

(प्रथम एवं द्वितीय सत्र )

1. आंतरिक मूल्यांकन 30

2. सत्रीय मूल्यांकन 80

प्रथम-सत्र

अप्रैल

क्रम सं.	पाठ का नाम	शिक्षण- विधि तथा सहायक सामग्री	शैक्षणिक उद्देश्य
1-	स्वराः- व्यञ्जनानि- अयोगवाहः, वर्णः संयोगः, वर्णः विन्यासः	मौखिक एवं लेखनं विधिः श्यामपट्टम्, सुधाखण्डं, पुस्तकं च।	स्वर व्यञ्जनस्य सम्यक् ज्ञानम्
2-	मम परिचयः	वार्तालापेन, लेखनेन च ।	स्वपरिचयं संस्कृतेन ज्ञास्यति।
	शिष्टाचारः	वाचनेन ईश्वरस्य स्तुतिः सस्वरवाचनम्	गायनस्य योग्यता भविष्यति।

3-	<p>हे प्रभो !</p> <p>प्रथमः पाठः- मधुरा प्रभातवेला</p> <p>(एकं क्रियाकलापम्)</p>	<p>आदर्शवाचनम् अनुवाचनम् एवं शब्दार्थः विधिना पाठ्यपुस्तकम् सुधाखण्डं</p>	<p>प्राकृति-सौन्दर्यस्य ज्ञानं, प्रकृतिं प्रति समादरम्।</p>
4-	<p>द्वितीयः पाठः - मम परिवारः</p> <p>(एकं क्रियाकलापम्)</p>	<p>आदर्शवाचनम् अनुवाचनम् एवं शब्दार्थः विधिना पाठ्यपुस्तकम् सुधाखण्डं च।</p> <p>लेखनं एवं वाचनम्।</p>	<p>संस्कृते परिवारस्य परिचयं ज्ञास्यन्ति।</p> <p>व्याकरणस्य ज्ञानम्।</p>
5-	<p>व्याकरणम् (पठ्, चल् धातुः) लट् लकारे।</p>	<p>-----</p> <p>-----</p>	<p>-----</p> <p>-----</p>
	<p style="text-align: center;"><b>मई</b></p>		
6-	<p>वयम् पश्यामः जन्तुशालाम्</p> <p>(एकं क्रियाकलापम्)</p>	<p>आदर्शवाचनम् अनुवाचनम् एवं शब्दार्थः विधिना। पाठ्यपुस्तकम् सुधाखण्डं च।</p> <p>वाचनं एवं स्मरणं च। श्यामपट्टम् सुधाखण्डं च।</p>	<p>जन्तूनां विषये ज्ञास्यन्ति।</p>
7-	<p>व्याकरण (शब्दरूप - बालक)</p> <p>धातुरूप (हस्, वद् - लट् लकारे)</p>	<p>लेखनं एवं वाचन- विधिना। श्यामपट्टम् सुधाखण्डं च।</p> <p>-----</p> <p>-----</p>	<p>शब्दरूपाणां ज्ञानं भविष्यति।</p> <p>स्मरणस्य एवं वाचनकौशलस्य विकासः भविष्यति।</p>

	<b>जुलाई</b>		
8-	चतुर्थः पाठः - शाकहट्टम् (एका गतिविधिः)	आदर्शवाचनम् अनुवाचनम् एवं अनुवादः काठिन्य-निवारणम् पाठ्यपुस्तकम् सुधाखण्डं	शाकानां फलानां च नामानि ज्ञास्यन्ति ।
9-	पञ्चमः पाठः - अस्माकम् प्रियमित्राणि (पक्षिणः)	आदर्शवाचनम्, अनुवाचनम् एवं शब्दार्थः, अनुवादः, संवादविधिना पाठ्यपुस्तकम्, सुधाखण्डं ।  वाचनं एवं स्मरणं लेखनं च।	अनेकपक्षिणां नामानि ज्ञास्यन्ति । पक्षिणः किं किं कुर्वन्ति इति अपि ज्ञास्यन्ति।
10-	संख्या 1 से 10 तक (संस्कृत मै)	आदर्शवाचनम् अनुवाचनम् एवं अनुवादः शब्दार्थविधिना। पाठ्यपुस्तकम्, सुधाखण्डं	संख्यायाः ज्ञानं भविष्यति।
11-	षष्ठः पाठः - ये फलानि खादन्ति ते सुखिनः वसन्ति (एका गतिविधिः रचना)	----- आदर्शवाचनम्, अनुवाचनम् एवं शब्दार्थः अनुवादः। पाठ्यपुस्तकम् सुधाखण्डं संवादविधिना।	फलानां भक्षणे के के लाभः भवन्ति इति ज्ञानं भविष्यति। श
12-	सप्तमः पाठः - चित्रप्रदर्शनी	----- आदर्शवाचनम्, अनुवाचनम् एवं शब्दार्थः अनुवादः एवं काठिन्य-निवारणम्।	चित्राणां माध्यमेन शब्दकोशे वृद्धिः भविष्यति।

<p>13-</p> <p>14-</p> <p>-----</p> <p>-----</p> <p>-----</p> <p>-----</p>	<p>त्रयोदशः पाठः – कः चतुरः अस्ति ?</p> <p>व्याकरणम्- कर्ता-क्रियायाः मेलनम्</p> <p>-----</p> <p>-----</p> <p><b>सितम्बर</b></p> <p>-----</p> <p>पाठ्यक्रम पुनरावृत्ति</p>	<p>पाठ्यपुस्तकम् सुधाखण्डं, श्यामपट्टम् इत्यादयः</p> <p>अनुवाद विधिना, वाक्यरचना च। श्यामपट्टम् सुधाखण्डम्, कार्यपत्रिका च।</p> <p>-----</p> <p>-----</p> <p>एवं परीक्षा</p>	<p>बुद्धेः विकासः भविष्यति प्रशंसा में आकर अपनी हानि नहीं करनी चाहिए काकः मूर्खः आसीत्, कुक्कुरः चतुरः आसीत् इति ज्ञानं भविष्यति।</p> <p>संस्कृतभाषायाः ज्ञाने सहायका भविष्यति।</p> <p>-----</p> <p>-----</p> <p>-----</p>
---	--	--	--

क्रम सं.	पाठ का नाम	शिक्षण- विधि एवं सहायक सामग्री	शैक्षणिक उद्देश्य
15-	अष्टमः पाठः- अभिनवः किं किं करोति ? (एका गतिविधिः निर्माणम्)	आदर्शवाचनं, अनुवाचनं, अनुवादनं शब्दार्थ विधिना च । पाठ्यपुस्तकं एवं सुधाखण्डं, घटिका दर्शनम्	छात्राः समयस्य सदुपयोगं ज्ञास्यन्ति । घटिकायाः सम्यक् ज्ञानं भविष्यति । दैनिक-दिनचर्यायाः ज्ञानं भविष्यति ।
16-	व्याकरणम् – शब्दरूप- बालक, लता, फल । धातुरूप- पठ्, चल्, हस्, वद्, खेल्, नम्, खाद्, पा(पिब)	वाचनं, लेखनं, स्मरणं च	अनुवादकार्ये सहायकः भविष्यति । स्मरण शक्तेः विकासः भविष्यति ।
17-	नवमः पाठः – विडालः कुत्र अस्ति ? (पाठाधारितं घतिविधिः)	आदर्शवाचनं, अनुवाचनं, व्याख्या, अनुवाद एवं शब्दार्थ विधिना । पाठ्यपुस्तकं, सुधाखण्डं, कार्यपत्रिका संरचना	व्याकरणस्य सम्यक् ज्ञानम् अव्यय-प्रयोगस्य ज्ञानम् भाषा-शुद्धिः एवं शुद्धोच्चारणम्, वाक्यरचनायाः ज्ञानम्

### नवम्बर

18-	दशमः पाठः - आगच्छ ! गायामः गति विधिः- (एकं श्लोकं स्मरणं कुरु )।	आदर्शवाचनं, अनुवाचनं, शब्दार्थ, अनुवाद-विधिना । पाठ्यपुस्तकं, सुधाखण्डं, हरितपट्टम् च ।	वाचन-कौशलस्य विकासः भविष्यति । क्रिया-रूपस्य सम्यक् ज्ञानं भविष्यति । क्रियायाः प्रयोगं ज्ञास्यन्ति ।
19-	एकादशः पाठः – हरिणम् मा मारय !	आदर्शवाचनं, अनुवाचनं, काठिन्यवारणं, शब्दार्थलेखनं, अनुवादनं च । पाठ्यपुस्तकं, सुधाखण्डं, इत्यादयः ।	प्राणिनः प्रति रक्षायाः भावना विकसिता भविष्यति ।
20-		वाचनं, स्मरणं, लेखनं, च ।	





पुनरावृत्ति कार्य

### ग्रीष्मावकाश गृहकार्य

- 1-फल तथा सब्जियों के चित्र बनाकर उनके नाम संस्कृत में लिखिए।
- 2-पशु - पक्षियों के चित्र बनाकर उनके नाम संस्कृत में लिखिए। ((शीट )
- 3-व्यायाम से सम्बंधित एक सुन्दर चित्र बनाइए।

### शीतावकाश गृहकार्य

- 1-संस्कृत में कोई दो श्लोक लिखिए।
- 2-रंगों को दर्शाते हुए चित्र बनाइए और रंगों के नाम संस्कृत में लिखिए।
- 3-रक्ष तथा नम के रूप लट्टलकार में लिखिए और कंठस्थ करिए।

**CLASS- V**  
**SUBJECT- ICT**

Learning Outcome	Methodology
<p style="text-align: center;"><b><u>Abilities</u></b></p> <ol style="list-style-type: none"> <li>1. Appreciating the storage of information by computer and basic design of CPU.</li> <li>2. Differentiate between RAM and ROM. Use of secondary storage media and measuring storage capacity.</li> <li>3. Recognize the file type. Create folder and files. Copy and move files from one folder to one another.</li> <li>4. Searching internet for images. Creating E Mail account.</li> <li>5. Following Netiquettes.</li> <li>6. Format text alignment, bullets and numbering, format and painter.</li> <li>7. Insert pictures from gallery, file.</li> <li>8. Resize and crop an image.</li> <li>9. Use of Impress- Create, Save, Open a presentation. Creating a new slide and slide layouts.</li> <li>10. Ergonomic and safety consideration while using computers. Use of antivirus for safe operation.</li> </ol>	<p><b><u>Variety of computer systems like desktop, laptop, tablet and smartphone- for demonstration (through MS Teams)</u></b></p> <ol style="list-style-type: none"> <li>1. Topic based educational software.</li> <li>2. Open Office Writer (Open source).</li> <li>3. Open Office Impress (Open source).</li> <li>4. Sample creative work.</li> </ol>

Month	Topic	Related Activity	Learning Objective
April	<b>Know your computer</b> 1. Types of memory 2. Storage devices	List the various input and output devices available in the lab.	<ul style="list-style-type: none"> <li>- Appreciate the various types of memories.</li> <li>- Measuring storage capacity.</li> </ul>
May	<b>Organizing your work</b> 1. Desktop, file, folder, window explorer.	Give the output for ./given search commands.	<ul style="list-style-type: none"> <li>- Appreciate the need of organizing in files and folders.</li> <li>- Copy and move files from one folder to appreciate the use of wild card character.</li> </ul>
July	<b>More operations in writer ( open office.org)</b> 1. Text alignment 2. Bullets and numbering	Word Search Puzzle	<ul style="list-style-type: none"> <li>- Appreciate the various formatting options available in writer.</li> </ul>

	<p>3.Special characters 4. Headers and footers</p>		
August	<p><b>Writing with styles and colours (open office.org - writer)</b> 1. Format painter 2. Spelling and grammar</p>	<p>Add Bold effects to all the headings in the document. Highlight them with light blue colour.</p>	<ul style="list-style-type: none"> <li>- Learn the concept of font, size, colour.</li> <li>- Understand and use formatting options of text.</li> </ul>
September	<p><b>Images in a document- (open office.org-writer)</b> 1. To create a font work object 2. To edit font work attributes 3.To insert picture in a document 4. To resize picture 5. To open gallery</p>	<p>Using the font work styles and the pictures from the gallery, frame any short story.</p>	<ul style="list-style-type: none"> <li>- Appreciate the concept of inserting pictures from files and gallery.</li> <li>- Learn to resize and crop an image.</li> </ul>
October	<p><b>Advanced features in open office.org- writer</b> 1. To change page setting 2. Background and border pages 3. Use a drawing tool bar 4. To insert new row or column inside a table. 5. Mail merge wizard</p>	<p>Open the given document .Make the given table and perform the following changes in it: 1.Complete the guest list. Insert some more records in the table. 2. Delete the record. 3. Add a new column serial no. before guest name.</p>	<ul style="list-style-type: none"> <li>- Learn to use different page setting options.</li> <li>- Appreciate the concept of tables, mail merge and paragraph formatting.</li> </ul>
November	<p><b>Open office.org- Impress</b> 1. How to create presentation 2. Inserting a new slide 3. Slide Design 4. Font Style 5. Saving the presentation</p>	<p>Explore the background options available in impress and writer.</p>	<ul style="list-style-type: none"> <li>- Understand basics of presentation.</li> <li>- Use Impress- To create and save a presentation.</li> <li>- Insert a new slide, slide layout and slide design.</li> </ul>
December	<p><b>Safe use of computers</b> 1. Critical steps to protect our computer.</p>	<p>Explain in writer five steps to protect our computer.</p>	<ul style="list-style-type: none"> <li>- Appreciate Ergonomic and safety consideration while using computers.</li> <li>- Use Antivirus for safe operation.</li> </ul>
January	<p><b>Recapitulation of Second Term curriculum.</b></p>		

**VOCAL MUSIC 2023 – 2024**  
**CLASS V SYLLABUS**

**OBJECTIVES**

- Participate as a member of group
- Sing simple songs in English and Hindi

Every class will begin with the chanting of ‘OM’ (Gayatri Mantra)

<b>THEME CONTENT</b>	<b>TEACHING AID</b>	<b>METHODOLOGY/ ACTIVITY</b>	<b>LEARNING OUTCOME</b>
APRIL:  GAYATRI MANTRA, PRACTICE OF PRAYER (Itni shakti & Humko mann ki shakti dena)	HARMONIUM, TABLA	MEMORIZING THE SONG / SINGING	DEVELOPING SINGING SKILLS
MAY: * SEVEN NOTES (Sa, Re, Ga, Ma, Pa, Dha, Ni) & 5 ALANKARS *MANTRA (Asto maa sadgamyā & Om vishvani deva)	HARMONIUM, TABLA	SING THE NOTES INDIVIDUALLY	LEARNING THE SINGING SKILLS AND TAAL
JULY: SAARE JAHAN SE ACHHA & DAV GAAN & NATIONAL ANTHEM	HARMONIUM, TABLA	GET TO KNOW THE COMMUNITY SONGS and SCHOOL SONG	DEVELOPING RHYTHMIC SENSE & THE FEELING OF PATRIOTISM

<b>THEME CONTENT</b>	<b>TEACHING AID</b>	<b>METHODOLOGY/ ACTIVITY</b>	<b>LEARNING OUTCOME</b>
AUGUST: VANDE MATARAM , SATRANGI RANGON SE SONG & HUM HONGE KAMYAAB	HARMONIUM, TABLA	*REFINE SINGING AND AAKARS *APPRECIATE GROUP LEARNING	ENJOY THE VARIETY OF SONGS
SEPTEMBER: *DAYANAND KE VEER SAINIK BANENGE *PRABHUJI BHENT DHARU KYA MAI TERI	HARMONIUM, TABLA, MANJIRA	APPRECIATE GROUP LEARNING	DEVELOPING THE AWARENESS ABOUT SWAMI DAYANAND
OCTOBER: FOLK SONG & BHAJAN FOR VARIOUS COMPETITIONS	HARMONIUM, MANJIRA , DHOLAK	ENUNCIATE THE LYRICS	TRADITIONAL MUSIC AND COMPETITIVE NATURE
NOVEMBER: PREPERATIONS FOR INTERSCHOOL COMPETITIONS	HARMONIUM, TABLA	MORE AND MORE PRACTICE FOR PERFECTION	EXPOSURE AND EXPERIENCE
DECEMBER: SHAANTI PATH AND PREPERATION FOR SPORTS DAY AND ANNUAL FUNCTION	HARMONIUM, TABLA, MARACUS	MORE AND MORE PRACTICE FOR PERFECTION	EXPOSURE AND EXPERIENCE WITH NEW OPPORTUNITIES
JANUARY: PREPRATION FOR REPUBLIC DAY CELEBRATION	HARMONIUM , TABLA	LEARN THE SONG AND SING IN CHOIR	PERFORMANCE AND STAGE EXPERIENCE
FEBRUARY: REVISION OF ALL THE PREVIOUS SONGS & TALENT HUNT	HARMONIUM, TABLA	PERFECTIONS	GARNISHED SINGING

**ART AND CRAFT**  
**SYLLABUS – 2023 – 2024**  
**CLASS – V**

**APRIL – MAY**

TOPIC	Methodology	Learning Outcomes
Painting on Newspaper  Calligraphy Madhubani Art	Newspaper, Black poster colour, Brush Art File, Black pen, Water based pencil colours.	Students will learn form and rhythm in colours and lines.  They will identify the illusion of depth in 2-dimensional art work.

**JULY- AUGUST**

TOPIC	Methodology	Learning Outcomes
Vegetable Composition  Still Life Composition Leaf Study  Flower Composition	Step by Step book, Water Pencil Colours.  Step by Step book, Water pencil colours Step by Step book, Water pencil colours	They will develop compositional techniques.  They will be able to identify foreground and background.  Will help them relate with the science chapter on plants .

**SEPTEMBER – OCTOBER**

TOPIC	Methodology	Learning Outcomes
Poster Making Slogan Writing  Human Figures	Art file, Mixed media  Discussion held on current topics.	Students will be aware of current important issues and will try to find the solutions.

**NOVEMBER - DECEMBER**

TOPIC	Methodology	Learning Outcomes
Bird /Animal Composition Human Figures Figurative Composition	Art file, Oil Pastel Colours  Simple figure drawing to be shown on the board.	Students will be able to analyze and apply the knowledge of the elements and principles of art.  Observational skill will improve.

**JANUARY - FEBRUARY**

<b>TOPIC</b>	<b>Methodology</b>	<b>Learning Outcomes</b>
Create your own composition	Art file, Oil Pastel Colours	Imaginary skill of the students will improve.

## G.K

### The main objectives are:

- a) To increase general awareness on current affairs.
- b) To develop knowledge and generate curiosity.
- c) To stimulate child's observation skills
- d) To develop problem solving skills
- e) To inculcate newspaper reading

April	Language and Literature Pages 1 to 8
May	Language and Literature Pages 6 to 10
July	Environment Around Pages 6 to 10
August	Environment Around Pages 14 to 25 Discussion on Current Topics and Current Affairs
September	Revision for 1st Semester
October	World Around Pages 6 to 10 Discussion on current topics in News
November	Art and Culture Pages 37 to 46 Discussion on current topics in News
December	Math Magic Pages 47 to 57 Discussion on current topics in News
January	Sports and Games Pages 58 to 62
February	Test your wisdom Pages 63 to 67 Discussion on current topics in News

**Revision for Final Exam**



**CLASS- V****2023-2024 SUBJECT- SPORTS****APRIL & MAY**

<b>Topic</b>	<b>Methodology/Activity</b>	<b>Learning Outcome</b>
Jogging & Running March Past Simple Pranayam and Mantra	<ul style="list-style-type: none"> <li>• Live demonstration by the teacher.</li> <li>• The importance of yoga and mantra. A small Mat and must is not available, newspaper can be used.</li> </ul> <p>Humming like a bee- for these activity children must sit in comfortable position with erect spine and knees resting on floor. Inhale fully through both nostrils and plug the ears with the index fingers, mouth still closed, and exhale completely while producing a humming sound like a bee. Breathing exercise is the key to good health.</p>	<ul style="list-style-type: none"> <li>• To build up healthy and strong, physically fit through jogging and running exercise.</li> <li>• Simple breathing exercise which are like a mantra to healthy living. A healthy mind rest in a healthy body.</li> <li>• This activity, help to relax the children's mind and body since if children are nervous and tense, this activity helps them relieve their stress picture.</li> </ul>
Physical Fitness Exercise	<ul style="list-style-type: none"> <li>• Demonstration by teacher</li> </ul>	

**JULY & AUGUST**

<b>Topic</b>	<b>Methodology/Activity</b>	<b>Learning Outcome</b>
Stretching like a tree (Three Pose)	<ul style="list-style-type: none"> <li>• Activity:</li> <li>• In this activity, the children should be made to stand erect, interlock the fingers and lift their palms up, over the head.</li> <li>• Inhale and stretch the arms above the head, while standing on their toes. Then, gently and slowly, start exhaling and lowering the heels back to its starting position.</li> <li>• This is one round .Practiced at least two or three time in the morning and in the evening.</li> </ul>	<ul style="list-style-type: none"> <li>• To help the children keep their spine straight.</li> <li>• To develop a sense of balance and focus within them. 2-3 minutes stretching like a tree makes us grow tall.</li> </ul>
Agility ,Balance and coordination 50,100 meter Race Book Balance Race	<ul style="list-style-type: none"> <li>• Standing kho-kho will be played by dividing children in group.</li> <li>• Children will stand in line .Teacher will show the running position and run. Class divide in to four groups.</li> <li>• Children will stand in line. Teacher will show the running position and run. Class divide in to four groups.</li> </ul>	<ul style="list-style-type: none"> <li>• To build up social values like work unity, sportsmanship, muscular development coordination.</li> </ul>
Physical Fitness Exercise	Demonstration by teacher	

## SEPTEMBER & OCTOBER

Topic	Methodology/Activity	Learning Outcome
Diet –Chart and Balance Diet	<ul style="list-style-type: none"> <li>Collection of nutritive and junk food. Ask the questions: 1. What is balance diet? 2. Importance of proper diet?</li> <li>Student will be divided into four groups.</li> </ul>	<ul style="list-style-type: none"> <li>The best chart and presentation will be applauded in the class.</li> <li>Students will be divide into groups.</li> <li>To make one self aware of the nutritive value of the food items.</li> <li>To make students self aware of various issue related to safety in home, safety in classroom and safety in playground.</li> </ul>
Behaviour and Life skills	<ul style="list-style-type: none"> <li>Activity : Role Model Divide the class into maximum eight in group.</li> </ul>	
Responsible and Safe	<ul style="list-style-type: none"> <li>On slip of paper have the students write examples of items when kids of their age might feel disappointed or feel like a failure.</li> </ul>	<ul style="list-style-type: none"> <li>To make the student aware of different types of emotions and correct way of handling.</li> </ul>
Football Physical fitness exercise	Demonstration by teacher	<ul style="list-style-type: none"> <li>To increase the physical fitness and skills.</li> </ul>

## NOVEMBER & DECEMBER

Topic	Methodology/Activity	Learning Outcome
Basket Ball throw and catching	<ul style="list-style-type: none"> <li>Ground and basketball ,Lime –powder</li> </ul>	<ul style="list-style-type: none"> <li>To build up Physical Fitness, through exercise.</li> </ul>
Exercise related to basketball	<ul style="list-style-type: none"> <li>Activity: Ball throw on the spot, and ball passed. Children close in an open area toplay and catching or basket ball ring. All children are running and hopping in groundball touch and run.</li> </ul>	<ul style="list-style-type: none"> <li>To build up Physical Fitness, through exercise.</li> <li>To build up social values like work unity, sportsmanship, muscular development coordination</li> </ul>
Personal Hygiene and Meditation	<ul style="list-style-type: none"> <li>Activity: Open your mouth Ha,Ha,Ha andclean your mouth .wash your hand, nails.Closed your eyes and fold your hands. Meditation for 5 minutes in each P.T. periods.</li> </ul> <p style="text-align: center;">Demonstration by teacher</p>	<ul style="list-style-type: none"> <li>To build up stamina and flexibility through exercise and as mentioned earlier followed by Activity for development and Coordination.</li> <li>Personal hygiene is very important.</li> </ul>
Physical fitness exercise		<ul style="list-style-type: none"> <li>To increase the physical fitness and stamina.</li> </ul>

## JANUARY & FEBRUARY

<b>Topic</b>	<b>Methodology/Activity</b>	<b>Learning Outcome</b>
Environmental Hygiene	<ul style="list-style-type: none"> <li>• Students are asked to bring 1-2 handouts on issues related to environmental hygiene. They are divided into groups and asked to visit various areas of the school such as play ground corridors, and drinking water corner.</li> <li>• After the survey is conducted they get back into groups followed by group discussion.</li> <li>• After the discussions, the students should frame basic ground rules to put up in the classes.</li> </ul>	<ul style="list-style-type: none"> <li>• The student will be able to understand the importance of creating hygiene conditions.</li> <li>• To sit in the circle and square in crouch position and getup from this position to arid early kho.</li> </ul>
Mini Kho-Kho	<ul style="list-style-type: none"> <li>• Lime powder and play ground.</li> <li>• The students are play in kho-kho field or circle. One group is chasing group and other group is running group.</li> </ul>	<ul style="list-style-type: none"> <li>• To run in the direction of the teacher.</li> <li>• Single Chain running.</li> <li>• To build up stamina and flexibility through games</li> </ul>
Physical fitness exercise	<ul style="list-style-type: none"> <li>• Demonstration by teacher</li> </ul>	<ul style="list-style-type: none"> <li>• To increase the stamina and muscular development.</li> </ul>

Curriculum Plan 2023 -2024

SUBJECT: MORAL EDUCATION

CLASS- 5

अधिगम /- सामान्य उद्देश्य-

1. नैतिक मूल्यों को बढ़ाना ।
2. छात्रों का चरित्र निर्माण करना ।
3. धर्म के प्रति रूचि पैदा करना ।
4. विद्यार्थियों में आस्थायुक्त आधुनिक जीवन मूल्यों का विकास करना । ।
5. बच्चों में जिज्ञासा तथा कौतुहल प्रदान करना ।

पाठ्यपुस्तक :- नैतिक शिक्षा

सहायक सामग्री :- श्यामपट , पाठ्य पुस्तक ।

अप्रैल :-

Unit- I.

क्रमसंख्या /पाठ का नाम	शैक्षणिक विधि	शैक्षणिक उद्देश्य व अधिगम संप्राप्ति
1. याचना ( हे प्रभो )	व्याख्यान ,उद्धरण	प्रभु के प्रति श्रद्धा के भाव उत्पन्न कराना ।
2. गायत्री मंत्र का महत्त्व	गायत्री का अर्थ बताना । पाठन ,व्याख्यान ,प्रश्नोत्तर	जप करने की विधि एवं लाभ समझाना ।
3. आर्यसमाज के नियम (7-10 तक )	पाठन ,व्याख्यान ,प्रश्नोत्तर स्पष्टीकरण ,	नियम पालन का जीवन में महत्त्व समझाना । नियम याद करवाना ।

मई :-

क्रमसंख्या /पाठ का नाम	शैक्षणिक विधि	शैक्षणिक उद्देश्य / अधिगम संप्राप्ति
4. मूलशंकर का गृहत्याग	पाठन , स्पष्टीकरण व प्रश्नोत्तर	त्याग के प्रतिश्रद्धा उत्पन्न करना , दयानंद जी के योगदान
5..ऋषि माहेमा	सस्वर वाचन , व्याख्यान ,प्रश्नोत्तर	जागृति का महत्त्व समझाना , श्रद्धा भाव उत्पन्न कराना ।
6 .अच्छा बालक	पाठ पाठन , अच्छे बालक के गुण बताना , प्रश्नोत्तर	अनुशासन का जीवन में महत्त्व समझाना , चरित्र वान बनाना ।

जुलाई :-

क्रमसंख्या /पाठ का नाम	शैक्षणिक विधि	शैक्षणिक उद्देश्य व अधिगम संप्राप्ति
7.महात्मा सुकरात	पाठन , व्याख्यान , प्रश्नोत्तर	महात्मा सुकरात की सहनशीलता , धैर्य आदि से अवगत करवाना और इन गुणों को अपनाने की प्रेरणा देना ।
8. बड़े घर के गायक	पाठन , स्पष्टीकरण एवं प्रश्नोत्तर	गीत-संगीत के महत्त्व से अवगत करवाते हुए औपचारिक व अनौपचारिक प्रेम में अंतर स्पष्ट करवाना ।
9. गुणगान (ईश्वर के गुण गया कर )	वाचन,स्पष्टीकरण एवं प्रश्नोत्तर	ईश्वर की महानता समझाते हुए उसमें आस्था उत्पन्न करना ।

अगस्त

क्रमसंख्या /पाठ का नाम	शैक्षणिक विधि	शैक्षणिक उद्देश्य अधिगम संप्राप्ति
10. आर्हेसा	पाठन , स्पष्टीकरण एवं प्रश्नोत्तर	आर्हेसा के लाभों से परिचित करवाना ।
11 . स्वाध्याय	पाठन , स्पष्टीकरण एवं प्रश्नोत्तर	स्वाध्याय का अर्थ और महत्त्व बताते हुए छात्रों को स्वाध्याय के लिए प्रेरित करना ।
12 . सत्संग का प्रभाव	पाठन , स्पष्टीकरण एवं प्रश्नोत्तर	सत्संग का अर्थ और महत्त्व बताते हुए छात्रों को सत्संग के लिए प्रेरित करना

सितम्बर :-

क्रमसंख्या /पाठ का नाम	शैक्षणिक विधि	शैक्षणिक उद्देश्य व अधिगम संप्राप्ति
पुनरावृत्ति (अद्धवाषेक परीक्षाओं हेतु )	काठिन्य निवारण , प्रश्नोत्तर ।	छात्रों को परीक्षाओं हेतु तैयार करना

अक्टूबर :-

क्रमसंख्या /पाठ का नाम	शैक्षणिक विधि	शैक्षणिक उद्देश्य अधिगम संप्राप्ति
13 . सेवा	पाठन , परिचर्चा, प्रश्नोत्तर	सेवा भाव के प्रति श्रद्धा उत्पन्न करवाना ।
14.शरणागते ( हमने ली है ..)	सस्वर वाचन , व्याख्यान , प्रश्नोत्तर	ईश्वर की शरण के महत्त्व को समझाना और उसे अपनाने के लिए प्रेरित करना ।
15. स्वामी विरजानंद सरस्वती	पाठन , परिचर्चा, प्रश्नोत्तर	स्वामी विरजानंद के जीवन परिचय व उनकी महानता से परिचित करवाना और ऋषियों के प्रति श्रद्धा विकसित करना और स्मरण शक्ति के लाभों से अवगत करवाना

नवम्बर :

क्रमसंख्या /पाठ का नाम	शैक्षणिक विधि	शैक्षणिक उद्देश्य अधिगम संप्राप्ति
16. पंडित गुरुदत्त विद्यार्थी	पाठन ,पारेचचो, प्रश्नोत्तर	पंडित गुरुदत्त विद्यार्थी को चारित्रिक विशेषताओं और विद्यार्थी के कर्तव्यों से अवगत करवाना ।
17. लाला लाजपत राय	पाठन ,पारेचचो, प्रश्नोत्तर ।	17. लाला लाजपत राय का पारेचय देते हुए उनकी आर्य समाज के प्रति श्रद्धा व समर्पण से परिचित करवाना ।

दिसंबर:-

क्रमसंख्या /पाठ का नाम	शैक्षणिक विधि	शैक्षणिक उद्देश्य व अधिगम संप्राप्ति
18. सरदार भगतासेंह	पाठन,प्रश्नोत्तर,व्याख्यान ,उद्धरण ,आदि विभिन्न शिक्षण -विधियों का यथोचित प्रयोग ।	राष्ट्र भाक्ते और कर्तव्य परायणता से छात्रों का परिचय ।
19 . दयानंद प्रशास्ते	सस्वर वाचन , व्याख्यान ,प्रश्नोत्तर	छात्रों को स्वामी दयानंद योगदान को समझाना और उनके आदर्शों को अपनाने के लिए प्रेरित करना ।

जनवरी :-

क्रमसंख्या /पाठ का नाम	शैक्षणिक विधि	शैक्षणिक उद्देश्य व अधिगम संप्राप्ति
20. संध्या (प्राथेना मंत्र)	उच्चारण ।	छात्रों को संध्या की विधियों और लाभों से परिचित करवाते हुए संध्या करने की प्रेरणा देना ।

फरवरी :-

क्रमसंख्या /पाठ का नाम	शैक्षणिक विधि	शैक्षणिक उद्देश्य व अधिगम संप्राप्ति
पुनरावात्ते (वार्षिक परीक्षाओं हेतु )	काठेन्य निवारण ,प्रश्नोत्तर ।	छात्रों को परीक्षाओं हेतु तैयार करना