



HOLIDAY HOMEWORK



CLASS- U.K.G



2026-27





It's Summertime, and
School vacation has begun.

It's time for children to play and
have fun in the Sun.



The Month of May has brought long,
hot days, and now we have our summer
holidays..

Summer holidays mean no school,
waking up late with no set rules,
little homework that's easy to do, less
studying and lots of fun.

Playing, talking & watching cartoons -
the fun continues till the end of June.

This beautiful time comes once a year,
summer holidays are the best days
ever..



DO THESE ACTIVITIES WITH YOUR FAMILY.

- 1. HELP YOUR MOTHER IN FOLDING CLOTHES**
- 2. ARRANGE YOUR THINGS ON THE RIGHT PLACE.**
- 3. WATERING THE PLANTS DAILY.**
- 4. MAKE A BIRDFEEDER & KEEP IT IN YOUR BALCONY OR TERRACE.**
- 5. HELP YOUR FATHER IN WASHING HIS CAR / BIKE / SCOOTY.**
- 6. DO YOGA WITH YOUR BROTHER & SISTER ON YOGA DAY I.E 21 JUNE 2024.**





Creative Artist Work

1. Make a beautiful family tree in scrap book.

2. Make a beautiful collage on

“How you enjoyed or spend your Summer
Vacation”


(You can paste the photos with your family,
playing with your friends & pet.

visit to new places, doing some activities or yoga
etc.....) in scrap book.

3. Make a card or photo frame for your father

On Father's Day i.e 16
th June'24.

4. Make a piggy bank from waste materials and
save your money in it.



General instructions to be followed while doing holiday homework :

- Holiday homework should be done as per the instructions given A-4 . A-3 size sheet or chart.
- Maintain a beautiful decorated folder for holiday homework . It should be labelled properly indicating clearly the name, class, roll no. and subject.
- The child will be assessed for the neat handwriting, presentation, creativity and submission of work on time.
- Parents can be facilitator at home but the work should be done independently by the child in his/her own handwriting.
- Colour the cover page beautifully.



English



★ ALL ABOUT ME ★

WHAT I LIKE
TO DO

MY NAME IS



MY FAVORITE
ANIMAL

MY FAVORITE COLOR

MY FAVORITE FOOD

WHEN I GROW UP,
I WANT TO BE...

MY FAMILY

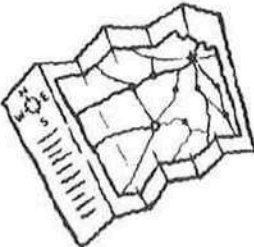




VOWEL HOUSES




Short Vowel Sounds Activity
for Kids

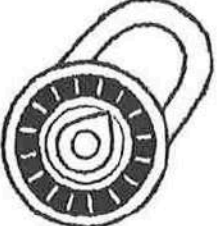


Let's Read Short Vowel Words.




Look at each picture and read the words next to it.
Circle the word that goes with the picture.

	map mop		hat hit		bit bat
---	------------	---	------------	---	------------

	nuts net		vet vat		bed bud
---	-------------	---	------------	---	------------

	bib bob		pug pig		zap zip
--	------------	---	------------	--	------------

	lock luck		dig dog		fix fox
---	--------------	---	------------	---	------------

	bug bib		net nuts		tub tab
---	------------	---	-------------	---	------------



Hearing
Ears



Sight
Eyes



Smell
Nose



Touch
Skin



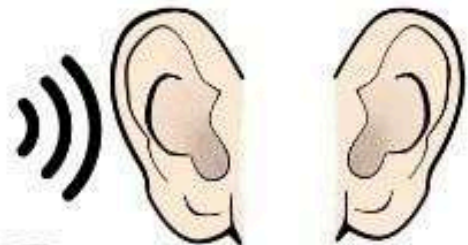
Taste
Mouth



SENSE ORGANS

FILL IN THE BLANKS USING THE PICTURE CLUE.

1. I see with my _____.
2. I touch and feel with my _____.
3. I hear with my _____.
4. I smell with my _____.
5. I taste with my _____.

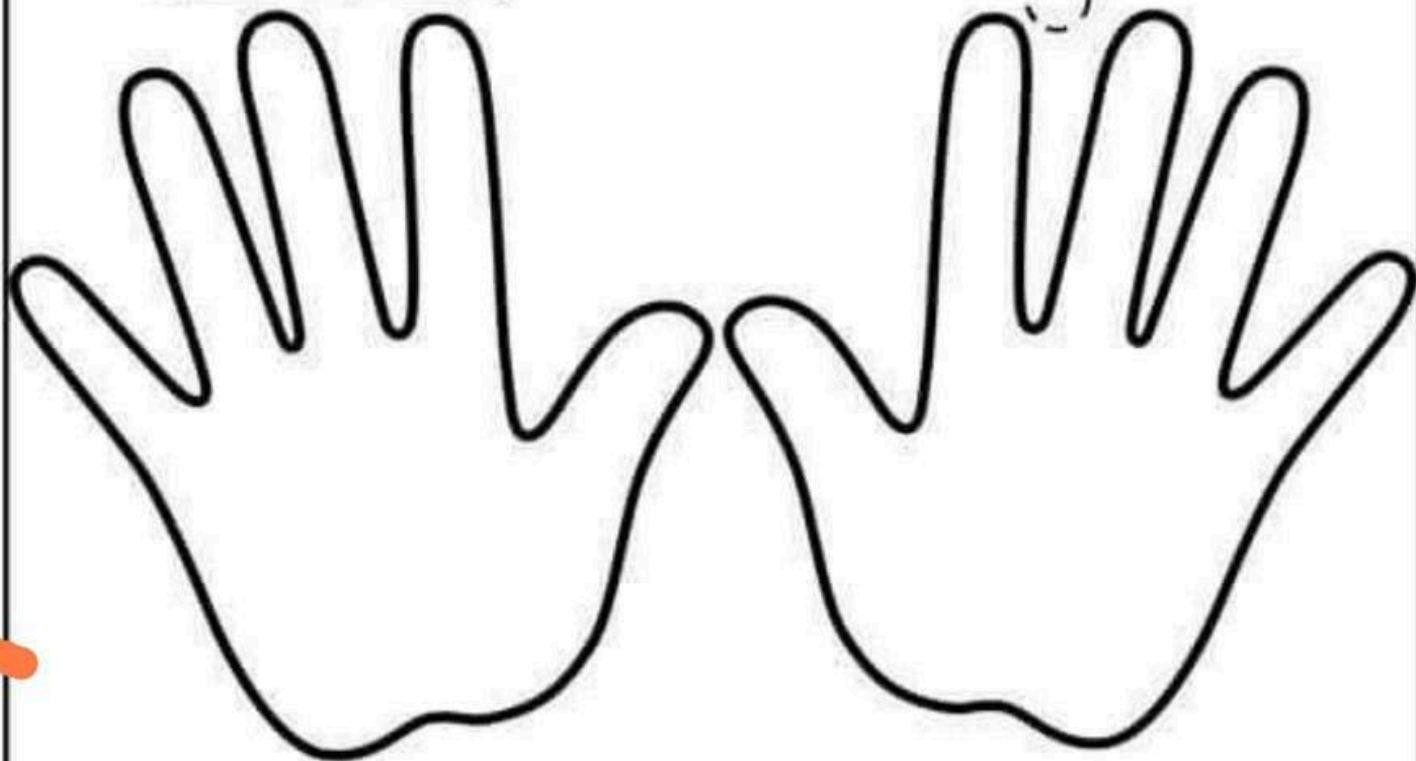


Left and Right

Directions: Listen to your teacher and follow the directions.

left

right



I Can Follow Directions

Draw fingernails on your left hand. Color the fingernails blue.
Draw fingernails on your right hand. Color the fingernails green.

Draw a ring on the right hand.

Color the left hand pink.

Color the right hand red.



The image features a light green background with a central, large, soft pink brushstroke. Surrounding this central element are various floral illustrations, including pink roses, pink peonies, orange flowers, and small pink blossoms with green leaves. The word "Poem" is written in a black, elegant cursive font across the center of the pink brushstroke.

Poem



Humpty Dumpty

Humpty Dumpty
sat on a wall.
Humpty Dumpty
had a great fall.

All the King's horses
and all the King's men
couldn't put Humpty
together again!



हिंदी

A word cloud composed of various Hindi characters and syllables in different colors (red, orange, yellow, grey) scattered across the background. In the center, the word 'हिंदी' (Hindi) is written in a large, bold, black font.

कक्षा - यू.के.जी
हिन्दी कार्यपत्रिका

नाम :- _____


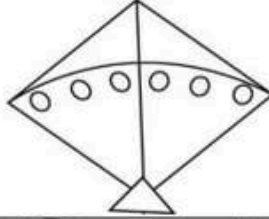
दिनांक :- _____

प्र.1 व्यंजन देखो और उसके सही चित्र में रंग भरो।



च




प




ज



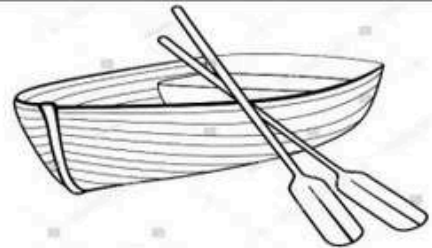
र



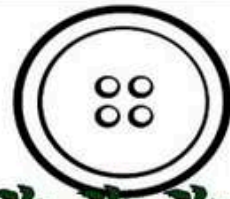
ल



न



ब



दो अक्षर वाले शब्दों का अभ्यास करें

ठ + ग =

थ + ख =

ग + म =

प + ल =

प + ट =

न + ट =

स + ट =

र + स =

र + त =

प + त =

KAVITA

कविता



सूरज निकला मिटा अंधेरा,
देखो बच्चों हुआ सवेरा ।
आया मीठी हवा का फेरा,
चिड़ियों ने फिर छोड़ा बसेरा ।
जागो बच्चों अब मत सोओ,
इतना सुन्दर समय न खोओ ।



Maths

Circle the numbers

three

8

3

6

eight

9

3

8

six

6

9

8

one

1

10

6

nine

9

8

6

seven

1

7

9

four

4

3

9

two

7

2

10

ten

10

1

6

five

4

1

5

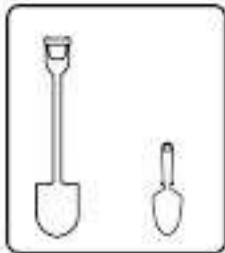
Age: _____

Pre-K/K

Learning Activities

Short and Tall

Directions: Circle the picture that is short.





Art

Class – U.K.G
Drawing Worksheet

Name:- _____

Date:- _____

Q1. Colour the picture beautifully.

Summer special
dessert
Ice - Cream



Class – U.K.G
Drawing Worksheet

Name:- _____

Date:- _____

Q1. Colour the picture of unicorn.

Fairy Tales



Class – U.K.G

Subject - EVS

❖ **Language development questions & answers.**

Q1. Speak 5 lines on 'Myself'

Ans. 1. My name is _____.

2 I am _____ years old.

3 I study in UKG - ___.

4 My school name is Yuvashakti enfants jardin.

5 I live in Delhi.

Q2. Name 5 parts of body.

Ans. Hands, legs, head, shoulder & fingers.

Q3. How many times we should bursh our teeth ?

Ans. We should brush our teeth twice a day.

Q4. Name 5 sense organs.

Ans. Eyes, Nose, Ears, Tongue & Skin.

Q5. Ears help us to _____?

Ans. Hear.

Q6. What is the colour of our hair ?

Ans. Black / Brown.

Q7. We walk with our _____?

Ans. Legs

Q8. Which body part do we use to observe the stars ?

Ans. Eyes

Q9. How many members do you have in your Family ?

Ans. _____.

Q10. How should we behave with our elders ?

Ans. We Should respect our elders.

Thank You

*Enjoy your summer vacations
with your family and loved
ones!!!*

Also keep yourself hydrated...

