

CURRICULUM PLAN
CLASS – UKG
SYLLABUS 2023-2024

:- Contents :-

I TERM

MONTHS	PAGE NO.
APRIL / MAY	
JULY	
AUGUST	

II TERM

MONTHS
SEPTEMBER
OCTOBER
NOVEMBER
DECEMBER

III TERM

MONTHS
JANUARY
FEBRUARY / MARCH

CURRICULUM PLAN
CLASS – UKG
SYLLABUS 2023-2024




AIMS AND OBJECTIVES

- Our aim is to guide the child to develop himself as a better human being.
- We aim at helping the child unfold his/her talent to facilitate and sharpen his mental and physical abilities.
- The emphasis is on encouraging the students to cultivate various skills and develop an integrated personality. For this a systematic and dynamic child oriented programme will be followed to provide the child with an independent congenial and a meaningful atmosphere.

We offer children the opportunity to participate in a variety of experiments and activities that will enhance their skills and knowledge.

GENERAL ACTIVITIES

- The day will begin with morning assembly attended and conducted by children themselves.
- Every morning 15 minutes will be devoted to free conversation during which the children will get an opportunity to talk about their experiences at home and outside.
- All the festivals will be discussed and celebrated as and when they occur during the school assembly.
- Visit to the Library will be made a part of the children's weekly routine.
- New digital technologies will be used in-the classrooms.
- Keeping in mind the requirement for a healthy body and healthy mind children will be given ample opportunity to play in the toy room, outdoor swings and playgrounds. Many activities related to health & hygiene are also made the part of the curriculum.
- We will hold regular review meetings (PTM) between teachers and parents where they can talk, and plan different scholastic and non-scholastic activities for their child.
- The main objectives of the Curriculum is to aim at an all round personality development of the child. The various aspects of child development are :
 1. Socio-Emotional Development.
 2. Language Development and Communication skills.
 3. Physical and Motor development
 4. Development of Creative Expression and Aesthetic Appreciation.
 5. Development of cognitive skills along with value education, thinking skills and spirit of enquiry.

TOPIC	LEARNING OBJECTIVE	TEACHING METHODOLOGY / ACTIVITIES
LANGUAGE DEVELOPMENT		
English Alphabet (A – Z) (a – z)	<ol style="list-style-type: none"> 1) Can differentiate phonetic sound of alphabet. 2) To enhance vocabulary and writing skill. 3) Can discriminate between initial and last sound. 4) Can blend and segment sounds of single syllable spoken words 	<ul style="list-style-type: none"> • Recapitulation of capital and small alphabet which includes recognition, writing and phonetic sound. • Narration of vowel ‘a’ story [with the help of pictures & smart board] • Reading and Writing of three letter words having ‘a’ vowel sound with picture.
Vowel ‘a’ <ul style="list-style-type: none"> • at • ap • ab • ag 		e.g. bat  cap  bag 
My English Book [Pgs – 2 to 8) My English Book [Pgs 10 to 12] Integrated Activity Book 10, 11	Activity <ul style="list-style-type: none"> • Jump in the pond • Hear and Discriminate (Child Craft Kit) • To discriminate between initial and last sound 	Related Exercises : <ul style="list-style-type: none"> • Look and Encircle corresponding letter / picture • Matching picture with the corresponding letter
CONVERSATION		
<ul style="list-style-type: none"> • Self Introduction 	<ul style="list-style-type: none"> • Learn about themselves • Enhance speaking skills and observatory skills • Able to read own name 	<ul style="list-style-type: none"> • Building up of three letter words • Listen and Jump in the respective letter • Sentences related to self introduction
RHYMES (Rhyme Book)		
<ul style="list-style-type: none"> • My Dear Ones [Pg 5] • Good Night [Pg 36] 	<ul style="list-style-type: none"> • Develop sense of rhythm • Self expression • Correct pronunciation 	<ul style="list-style-type: none"> • With proper action and voice modulation

TOPIC	LEARNING OBJECTIVE	TEACHING METHODOLOGY / ACTIVITIES
हिंदी व्यंजन (क से ज)	<ul style="list-style-type: none"> सुनने एवं लिखने की शक्ति का विकास। 	<ul style="list-style-type: none"> क से ज तक का मौखिक व लिखित ज्ञान। क से ज तक क्रमानुसार लिखना।
बाल माधुरी (पृष्ठ 1 व 2)	<ul style="list-style-type: none"> बौद्धिक क्षमता का विकास 	<ul style="list-style-type: none"> संबंधित क्रियाकलाप
शब्द अभ्यास (पृष्ठ 1 व 2)		<p>व्यंजन और स्वर पहचान कर चित्र से मिलाओ।</p> <ul style="list-style-type: none"> चित्र वर्णन (Child Craft Kit) चित्र पहचान कर उसका पहला अक्षर लिखो।
कविताएं सुबह (पृष्ठ 7) गर्मी आती है (पृष्ठ 30)	<ul style="list-style-type: none"> मौसम से संबंधित वस्तुओं का ज्ञान। 	<ul style="list-style-type: none"> विभिन्न विषयों से जुड़ी रोचक कविताओं का Smart Board एवं पुस्तक द्वारा सस्वर वाचन कराया जाएगा।

NUMBER WORK

<ul style="list-style-type: none"> Pre-Number Concept 	<ul style="list-style-type: none"> Clear understanding of concepts in Comparisons 	<ul style="list-style-type: none"> Pre-number concept with the help of real life objects.
K.G. Math Book (Pgs 1 to 20)	<ul style="list-style-type: none"> Develop thinking and logical skills 	<p>Big / Small More / Less Long / Short Tall / Short</p>
<ul style="list-style-type: none"> Naming of colours 	<ul style="list-style-type: none"> To identify and name different colours To differentiate between Light and Dark 	<ul style="list-style-type: none"> Sorting, Sequencing Colour and shapes Videos by "little baby song"

TOPIC	LEARNING OBJECTIVE	TEACHING METHODOLOGY / ACTIVITIES
<p>Number Concept (1 to 9)</p> <p>K.G. Math Book [Pgs 21 to 24]</p> <p>Activity:</p>	<ul style="list-style-type: none"> • Develop thinking and Logical Skills • Increases sequencing ability • • Child Craft Kit • Roll the Dice 	<ul style="list-style-type: none"> • Number Concept • Numbers 1 to 10 <ul style="list-style-type: none"> • Count and Write • Count and Encircle <p>Related Exercises :</p> <ul style="list-style-type: none"> • Colour the big / small / long / short • Encircle the more / less quantity • Matching • Encircle the odd picture • Made for each other • Catch the odd

ENVIRONMENTAL CONCEPT

<ul style="list-style-type: none"> • Me and My Surroundings <p>Integrated Activity Book (Pgs 1 to 9)</p> <p>Activity</p>	<ul style="list-style-type: none"> • Able to read his / her name • Self Concept • Enhance Speaking Skills • Child Craft Kit 	<ul style="list-style-type: none"> • Self Introduction • My Body Parts • My Family • Sense organs • My Surroundings <ul style="list-style-type: none"> • Home Sweet Home • My School <p>Activities</p> <ol style="list-style-type: none"> 1. Family Tree 2. Role Play 3. Mirror Activity 4. Visit to School Campus <ul style="list-style-type: none"> • Picture Talk
--	---	--

CREATIVE DEVELOPMENT

<ul style="list-style-type: none"> • Fun with Colours [Pgs 1 to 3] 	<ul style="list-style-type: none"> • Colouring • My Hand Printing • Free hand Drawing
---	--

JULY

TOPIC	LEARNING OBJECTIVE	TEACHING METHODOLOGY / ACTIVITIES
LANGUAGE DEVELOPMENT		
English		
<ul style="list-style-type: none"> • Vowel ‘a’ words ending with <ul style="list-style-type: none"> • ad • an • ax • am 	<ul style="list-style-type: none"> • Vocabulary building • Able to discriminate between initial and last sound 	<ul style="list-style-type: none"> • Revision of ‘a’ vowel words done so far – At, ap, ab, ag • Narration of ‘a’ vowel story • Writing of three letter words (vowel ‘a’) and simple phrases along with pictures
<u>ACTIVITIES</u>		
	<ul style="list-style-type: none"> • Able to use words and phrases in complete sentences 	<ul style="list-style-type: none"> • Reading of words from text book, newspaper & magazine • Child Craft Kit – Catch Me
<p>My English Book [Pgs – 12 to 15]</p> <p>Integrated Activity [Pgs 12, 15]</p>	<ul style="list-style-type: none"> • Able to read and write vowel ‘a’ words 	<p style="text-align: right;">Related Exercise</p> <ul style="list-style-type: none"> • Look & Write • Put a ring around the picture • Fill ups and Matching

CONVERSATION		
<ul style="list-style-type: none"> • Use of Courteous words 	<ul style="list-style-type: none"> • Learn how to be courteous 	<ul style="list-style-type: none"> • Use of Magical Words – Please, Sorry, Excuse Me, Thank You
RHYMES		
<p>Rhythmic Rhyme Book</p> <ul style="list-style-type: none"> • Doctor – Pg 35 • Postman – Pg 45 • Cobbler – Pg 47 	<ul style="list-style-type: none"> • Recreation • Sense of Rhythm 	<ul style="list-style-type: none"> • Teacher will recite the rhymes along with actions and proper facial expressions. [With the help of Audio-Visual Aids]

TOPIC	LEARNING OBJECTIVE	TEACHING METHODOLOGY / ACTIVITIES
हिंदी व्यंजन (ट से म)	<ul style="list-style-type: none"> व्यंजन की ध्वनि की पहचान। सही लेखन। व्यंजनों का सही उच्चारण। 	<ul style="list-style-type: none"> ट से म तक का मौखिक ज्ञान। इन व्यंजनों से शुरू होने वाले शब्दों का ज्ञान चित्र सहित। क से म तक क्रमानुसार लिखना।
बाल माधुरी (पृष्ठ 3 व 5)	<ul style="list-style-type: none"> बौद्धिक क्षमता का विकास 	<p>संबंधित क्रिया कलाप</p> <ul style="list-style-type: none"> रिक्त स्थान भरो। देखो और लिखो। रंग भरना इत्यादि।
शब्द अभ्यास (पृष्ठ 3 व 4)		
कविताएं पानी (पृष्ठ 21)	<ul style="list-style-type: none"> संगीत के प्रति रूचि। भाषा का शुद्धिकरण। जीवन में पानी के महत्त्व का ज्ञान। 	<ul style="list-style-type: none"> विभिन्न विषयों से जुड़ी रोचक कविताओं का Smart Board एवं पुस्तक द्वारा सस्वर वाचन कराया जाएगा।

Number Work		
<ul style="list-style-type: none"> Numerals (1 to 10) What Comes After What Comes Before What Comes Between Missing Numbers 	<ul style="list-style-type: none"> Value of Numbers 	<ul style="list-style-type: none"> Recapitulation of numerals (1 to 10) After , Before and Between through real life objects and Number Line.
K.G. Math Book [Pgs 29 to 32]		
Activity	<ul style="list-style-type: none"> Able to count numbers and their value What Comes Next ? (After, Before & Between) Able to understand the place value 	<ul style="list-style-type: none"> Count and Write Matching Missing Numbers Concept of One's and Tens will be done through Abacus

TOPIC	LEARNING OBJECTIVE	TEACHING METHODOLOGY / ACTIVITIES
Concept of Zero [0] Introduction of Number-10 K.G. Math Book [Pgs 25 to 28]	Able to recognize number zero [0] and [10] and its value	

ENVIRONMENTAL CONCEPT

<ul style="list-style-type: none"> • Community Helpers Integrated Activity Book [Pg 25 to 28]	<ul style="list-style-type: none"> • Importance of the community helpers. • Show empathy and respect towards our helpers • Identify the jobs people do and their role through the services they offer. • Able to identify and recognize the tools and equipment that are used by all community helpers 	<ul style="list-style-type: none"> • General Conversation on [Doctor, Cobbler, Teacher, Barber, Farmer, Tailor, Postman, Firefighter etc.] • Tools they use • How do they help us? Activities <ul style="list-style-type: none"> • Role Play on Helpers • Colour the tools they use • Puzzles • Visit to Nursery Library (Where different pictorial books will be shown related to the topic]
Water	<ul style="list-style-type: none"> • Knowledge about importance and value of water • To develop scientific approach 	<ul style="list-style-type: none"> • Importance of water • Sources of water • Uses of water • Conservation of water
Integrated Activity Book [Pgs 16 to 18]	<ul style="list-style-type: none"> • To develop observation and analytical thinking 	Activities <ul style="list-style-type: none"> • Different experiments of water • Circle the things which float / sink

CREATIVE DEVELOPMENT

<ul style="list-style-type: none"> • Fun with Colours [Pgs 4 to 6] 	<ul style="list-style-type: none"> • Develop Creativity • Concentration and Aesthetic Sense 	<ul style="list-style-type: none"> • Colouring with proper strokes • Vegetable Printing • Free hand Drawing (Sources of water, tools used by helpers]
---	---	--

AUGUST

TOPIC	LEARNING OBJECTIVE	TEACHING METHODOLOGY / ACTIVITIES
LANGUAGE DEVELOPMENT		
English		
<ul style="list-style-type: none"> • Vowel 'e' words ending with <ul style="list-style-type: none"> • et • ed • en • eg • em • eb 	<ul style="list-style-type: none"> • Enhance the vocabulary and Writing Skills • Able to write simple phrases using three letter words • Able to discriminate between initial and last sound • Vocabulary building 	<ul style="list-style-type: none"> • Narration of vowel 'e' story • Reading of 3 letter words (vowel 'e') from textbook • Writing of 3 letter words and phrases along with pictures of vowel 'e' • Related exercises <ul style="list-style-type: none"> - Look and Write - Fill the missing letter - Match the picture with its name - Encircle the one that does not belong - Name the picture - See the picture and write the correct phrase

हिंदी		
व्यंजन (य से ह)	<ul style="list-style-type: none"> • व्यंजन की ध्वनि की पहचान। • सही लेखन। • व्यंजनों का सही उच्चारण। • भाषा भण्डार के प्रति रूचि • बौद्धिक क्षमता का विकास 	<ul style="list-style-type: none"> • य से ह तक का मौखिक ज्ञान। • इन व्यंजनों से शुरू होने वाले शब्दों का ज्ञान चित्र सहित।
<ul style="list-style-type: none"> • (क से ह) तक क्रमानुसार 	<ul style="list-style-type: none"> • 	<ul style="list-style-type: none"> • क से ह तक क्रमानुसार लिखना।
<ul style="list-style-type: none"> • अ से अ: (स्वर) 	<ul style="list-style-type: none"> • 	<ul style="list-style-type: none"> • (अ से अ:) तक मौखिक ज्ञान। • इन स्वरों से शुरू होने वाले शब्दों का ज्ञान कहानी के द्वारा। • (अ से अ:) क्रमानुसार लिखना

TOPIC	LEARNING OBJECTIVE	TEACHING METHODOLOGY / ACTIVITIES
<p>बाल माधुरी (पृष्ठ6व23)</p> <p>शब्द अभ्यास (पृष्ठ5-14)</p> <ul style="list-style-type: none"> • दो अक्षर के शब्दों का परिचय 	<ul style="list-style-type: none"> • शब्दकोष का विकास। • भाषायी कौशल बढ़ाना • वर्णों को जोड़कर शब्द निर्माण करना। 	<p>संबंधित क्रियाकलाप</p> <ul style="list-style-type: none"> • रिक्त स्थान भरो। • देखो और लिखो। • रंग भरना इत्यादि। <ul style="list-style-type: none"> • व्यंजनों को जोड़कर दो अक्षर के शब्द बनाना। • दो अक्षर के शब्दों को पढ़ना।

NUMBER WORK		
<p>Addition and Subtraction (1-9)</p>	<ul style="list-style-type: none"> • Able to recognize the addition symbol (+) for add and subtraction symbol (-) for subtract. • Stimulate their imagination and problem solving abilities 	<ul style="list-style-type: none"> • Concept of addition and subtraction through Abacus. • Addition of numbers (1-9) with the help of objects, pictures, number line and abacus. • Subtraction of numbers (1-9) with the help of objects, pictures, number line and abacus. <p>Activities</p> <ul style="list-style-type: none"> • Jumping numbers (Numbers line), able to subtract and add on the number line.

TOPIC	LEARNING OBJECTIVE	TEACHING METHODOLOGY / ACTIVITIES
<p>Fun with Maths (Pages 33 to 54)</p> <p>Flat Shapes Pages 55 to 58 (KG Maths Book)</p>	<ul style="list-style-type: none"> Appreciating the importance of numbers in our life. Establish relationship between flat shapes 	<p>Related Exercises</p> <ul style="list-style-type: none"> Addition of pictures Addition on number line. Colour the objects of corresponding numbers Solving sums with the help of pictures. <p>Circle, triangle, Square, rectangle, through real life objects, visual aids, colouring, drawing and pasting.</p> <p>Activity</p> <ul style="list-style-type: none"> Shape me up

ENVIRONMENTAL CONCEPT

<ul style="list-style-type: none"> Food <p>Integrated Activity Book [Pg 33 to 34]</p>	<ul style="list-style-type: none"> Importance of the food habits Identify different food group Understand food is vital for growth 	<p>General Conversation on food-</p> <ul style="list-style-type: none"> Fruits and vegetables Dairy products Healthy and junk food Importance of balanced diet <p>Activities</p> <ul style="list-style-type: none"> Fruit chat Related exercises Visit to library (pictorial books will be shown)
--	---	---

CREATIVE DEVELOPMENT

<ul style="list-style-type: none"> Fun with Colours [Pgs 7 to 9] 	<ul style="list-style-type: none"> Develop fine motor skills and enhance artistic talent. 	<ul style="list-style-type: none"> Colouring within figures with proper strokes. Creative activity related to Rakhi and Independence Day. Free hand drawing Healthy / unhealthy food Rainy season
---	--	---

SEPTEMBER

TOPIC	LEARNING OBJECTIVE	TEACHING METHODOLOGY / ACTIVITIES
LANGUAGE DEVELOPMENT		
English		
<ul style="list-style-type: none"> • Vowel ‘i’ words ending with <ul style="list-style-type: none"> • it • ip • ig • id • in • ib • im • ix 	<ul style="list-style-type: none"> • Enhance the vocabulary and Writing Skills. • Able to discriminate between initial and last sound. • To enhance communication skills. 	<ul style="list-style-type: none"> • Narration of vowel ‘i’ story • Reading of 3 letter words (vowel ‘i’) from textbook • Writing of 3 letter words and phrases along with pictures of vowel ‘i’ • Related exercises <ul style="list-style-type: none"> - Look and Write - Fill ups - Matching - Encircle & write the correct word
Integrated Activity Book		
(Pgs 29 to 32)		
Activity		
My English Book		
(pgs 22 to 27)		
Pool Jump.		
Conversation		
<ul style="list-style-type: none"> • Use of courteous words 	<ul style="list-style-type: none"> • Learn how to be courteous 	<ul style="list-style-type: none"> • Use of Good Evening, Good Night • Use of Sorry and Excuse me • May I....
Rhymes		
Sound of animals		
(Pg 12)	<ul style="list-style-type: none"> • Recreation and language development 	<ul style="list-style-type: none"> • Recitation with proper actions and voice modulation.
Going to the zoo		
(Pg 8)	<ul style="list-style-type: none"> • Able to respond beats and sounds on the rhythm of the rhyme 	

TOPIC	LEARNING OBJECTIVE	TEACHING METHODOLOGY / ACTIVITIES
-------	--------------------	-----------------------------------

हिंदी

दो अक्षर के शब्द

- पहली व अंतिम ध्वनि की पहचान।
- शब्दों को जोड़कर पढ़ना व लिखना (चित्र सहित)।
- सही लेखन भाषा भण्डार के प्रति रूचि।
- शब्दकोष का विकास।
- वर्णों को जोड़कर शब्द निर्माण करना।

जैसे :

ज + ग = जग

ट + ब = टब

छ + त = छत

- शब्दों को जोड़कर पढ़ना व लिखना (बिना चित्र वाला)।

बाल माधुरी

(पृष्ठ 24 व 31)

कवितायें

संगीत के प्रति रूचि

नई कवितायें सुर व लय के साथ सिखायी जाएगी।

- भालू वाला

(पृष्ठ 55)

- हे माँ तुम्हे प्रणाम

Maths

NUMBER WORK

Ones and Tens

- Clarity in Mathematical concept
- Concept of ones and tens with the help of abacus

e.g.

TOPIC	LEARNING OBJECTIVE	TEACHING METHODOLOGY / ACTIVITIES
Numeral 1 to 20	<ul style="list-style-type: none"> Develop mental aptitude 	<ul style="list-style-type: none"> Numerals 1 to 20 with the help of abacus using the concept of ones and tens Put in the missing number
Missing Numbers		
Solid Shapes (Pg 59 to 62)	<ul style="list-style-type: none"> Begin to related the shapes to the objects seen in the environment 	<ul style="list-style-type: none"> Identification of solid shapes Recognition, naming and awareness of related objects <p>Cube Cuboid Cone Sphere</p>
Maths Text Book (Pg 63 to 67)	<ul style="list-style-type: none"> Value of numbers 	<ul style="list-style-type: none"> Join the shapes that match <p>Activities : Join the dots and colour</p> <ul style="list-style-type: none"> Count and write
Activity	<ul style="list-style-type: none"> Child Craft Kit 	<ul style="list-style-type: none"> Full House Find out

Environmental Concept

TOPIC	LEARNING OBJECTIVE	TEACHING METHODOLOGY / ACTIVITIES
<p>Animals and Birds</p> <p>Activity</p> <p>My Integrated Activity Book (Pg 39 to 44)</p>	<ul style="list-style-type: none"> • Awareness about animals and birds. • Develop conversation skills • Develop feeling of love and kindness for animals and birds <ul style="list-style-type: none"> • Child Craft Kit 	<ul style="list-style-type: none"> • Names of wild, domestic and water animals. • General conversation on <ul style="list-style-type: none"> - Animals, and their young ones. - Animals and their homes - Animals and their food. • Names of different birds <ul style="list-style-type: none"> • Bits and Pieces • Collect and bring pictures of Animals and Birds • Collage Work <p>Activities :</p> <ul style="list-style-type: none"> • Look and write the names of pet animals. • Matching (animals with their food and home) • Wiring last and initial sound. • Visit to Library • Recognise me (sounds of animals).

CREATIVE DEVELOPMENT

<p>Colouring</p>	<ul style="list-style-type: none"> • Enhance creativity and imagination • recreation 	<ul style="list-style-type: none"> • fun with colours (Pg 10, 11 & 12) • finger printing • free hand drawing
-------------------------	--	---

OCTOBER

TOPIC	LEARNING OBJECTIVE	TEACHING METHODOLOGY / ACTIVITIES
LANGUAGE DEVELOPMENT		
English		
<ul style="list-style-type: none"> • Vowel 'o' words ending with <ul style="list-style-type: none"> • op • og • ot • od • oy • ox • ob 	<ul style="list-style-type: none"> • Able to read and write words and phrases of vowel 'o' • Enhance the vocabulary and Writing Skills. • To enhance thinking ability. 	<ul style="list-style-type: none"> • Narration of vowel 'o' story • Reading of 3 letter words (vowel 'o') and phrases of vowel 'o' <p>e.g.</p> <p>log top cot</p>
<p>Integrated Activity Book (Pgs 35 to 38)</p>		<p>Activity Join and enjoy</p>
<p>My English Book (pgs 28 to 33)</p>		<p>Related Exercises</p> <ul style="list-style-type: none"> • Matching word to picture • Cross the odd one out • Look and write • Rhyming words • Catch me (Child Craft)
<p>Rhymes</p>	<ul style="list-style-type: none"> • Associate sound to vehicles 	<ul style="list-style-type: none"> • Recitation with proper actions and voice modulation
<p>Rhythmic Rhyme Book Pump, Tring, Zoom, Chuk (Pg 48)</p>		
<p>Story</p> <p>Panchatantra Stories</p> <p>Related to festivals</p>	<ul style="list-style-type: none"> • Memorization • Build up word bank 	<ul style="list-style-type: none"> • Narration and dramatization of the story • Retell the story in sequence.

TOPIC	LEARNING OBJECTIVE	TEACHING METHODOLOGY / ACTIVITIES
<p>हिंदी</p> <p>दो अक्षर के शब्द</p> <p>दो अक्षर के शब्दों से संबंधित क्रियाकलाप।</p>	<ul style="list-style-type: none"> • शब्दकोष का विकास। • भाषयी कौशल को बढ़ाना। • मौखिक वाचन शक्ति का विकास करना। 	<ul style="list-style-type: none"> • दो अक्षर के शब्दों वाले सरल वाक्य बोलना, पढ़ना व लिखना। • संबंधित क्रियाकलाप। • चित्र देखकर सही शब्द पर गोला लगाओ। • चित्र पहचानकर सही शब्द लिखे।
<p>बाल माधुरी (पृष्ठ 32 व 36)</p> <p>बाल माधुरी (पृष्ठ 15 व 22)</p>		<ul style="list-style-type: none"> • शब्द भरकर वाक्य पूरा करे। • रिक्त स्थान भरो। • चित्र देखकर शब्दों को सही कीजिए।
<p>कवितायें</p> <ul style="list-style-type: none"> • सड़क की बत्तियाँ (पृष्ठ 50) • एक चिड़िया के बच्चे चार 	<ul style="list-style-type: none"> • मनोरंजन कविताओं द्वारा कल्पनाशीलता एवं भावनात्मक स्तर में वृद्धि करना। • लय - ताल, आरोह-अवरोह का ज्ञान कराना। 	<ul style="list-style-type: none"> • विभिन्न विषयों से जुड़ी रोचक कविताओं का Smart Board एवं पुस्तक द्वारा सस्वर वाचन कराया जाएगा।
<p>NUMBER WORK</p> <p>What comes before, between after</p> <p>K.G. Mathematics (Pg 68 to 70)</p>	<ul style="list-style-type: none"> • Clarity in Sequencing of numbers 	<ul style="list-style-type: none"> • Find your partner <p>Related Activities</p> <ul style="list-style-type: none"> • Matching

Environmental Concept

TOPIC	LEARNING OBJECTIVE	TEACHING METHODOLOGY / ACTIVITIES
<p>Transport and Road Safety</p> <p>My Integrated Activity Book (Pg 51 to 53)</p>	<ul style="list-style-type: none"> • To differentiate modes of transport • Proper use and care of public transport • To be able to understand the importance of road safety and the rules to be followed. • Developing thinking and speaking skills 	<ul style="list-style-type: none"> • General conversation on different means of transport and road safety. • Safety rules to be followed (Traffic Signal etc.) • Land, Air and Water Transport <p>Activities</p> <ul style="list-style-type: none"> • Visit to Nursery Library • Colour the vehicle which uses Petrol/CNG/Diesel • Transport Game • Collect & bring pictures of different modes of transport.

CREATIVE DEVELOPMENT

<p>Fun with Colours (Pg 13 to 15)</p>	<ul style="list-style-type: none"> • Develop fine motor skills and to enhance artistic talent. • To build team work • To develop eye hand coordination 	<ul style="list-style-type: none"> • Colouring within figure with proper strokes • Paper ball pasting • Creative activity related to festival • Free hand drawing.
--	---	--

NOVEMBER

TOPIC	LEARNING OBJECTIVE	TEACHING METHODOLOGY / ACTIVITIES
LANGUAGE DEVELOPMENT		
English		
<ul style="list-style-type: none"> • Vowel 'u' words ending with <ul style="list-style-type: none"> • un • ut • up • ug • um • up 	<ul style="list-style-type: none"> • Enhance the vocabulary and Writing Skills. • Discriminate between initial and last sound • Able to read and write words and phrases of vowel 'u' 	<ul style="list-style-type: none"> • Narration of vowel 'u' story • Reading of 3 letter words (vowel 'u') from textbook. • Writing of 3 letter words and phrases along with pictures <p style="text-align: right;">e.g. cup ,bun etc.</p>
Related Exercises		
<p>Integrated Activity Book (Pgs 45 to 50)</p> <p>My English Book (pgs 34 to 38)</p>		<ul style="list-style-type: none"> • Look and write • Encircle the correct word • Fill ups • Choose the correct phrase and write it
Activity	<ul style="list-style-type: none"> • Child Craft Kit 	<ul style="list-style-type: none"> • Catch me • Find my partner

हिंदी

<p>तीन अक्षर के शब्द</p> <p>बाल माधुरी (पृष्ठ 38 व 41)</p>	<ul style="list-style-type: none"> • शब्द भण्डार में वृद्धि करना। • वर्णों को जोड़कर निर्माण करना सिखाना। • मौखिक वाचन शक्ति का विकास करना। 	<ul style="list-style-type: none"> • तीन अक्षर के शब्दों को चित्र सहित पढ़ना। • तीन अक्षर के शब्दों को जोड़कर लिखना।
--	--	--

TOPIC	LEARNING OBJECTIVE	TEACHING METHODOLOGY / ACTIVITIES
कवितायें <ul style="list-style-type: none"> • सर्दी आती है। (पृष्ठ 29) • सड़क की बत्तियाँ (पृष्ठ 50) 	<ul style="list-style-type: none"> • कविता वाचन कौशल का विकास करना। • विभिन्न ऋतुओं से अवगत करना। • परिवहन के नियमों से अवगत कराना। 	<ul style="list-style-type: none"> • विभिन्न विषयों से जुड़ी रोचक कविताओं का Smart Board एवं पुस्तक द्वारा सस्वर वाचन कराया जाएगा।
NUMBER WORK Addition (0 to 20) K.G. Mathematics (Pg 71)	<ul style="list-style-type: none"> • Stimulate Problem Solving Abilities 	<ul style="list-style-type: none"> • Concept of addition (0 to 20) through number line and abacus.

Environmental Concept

Plants Integrated Activity Book (Pg 65, 66)	<ul style="list-style-type: none"> • To make them aware of the importance of plants • To make them aware about the dependence of animals and people on plants 	<ul style="list-style-type: none"> • How are plants useful to us. • Different types of plants • Things we get from plants. <p>Activities</p> <ul style="list-style-type: none"> • Drawing • Nature Walk • Visit to Library where books will be shown and given to children • germination
---	---	--

CREATIVE DEVELOPMENT

Fun with Colours (Pg 16 to 18)	<ul style="list-style-type: none"> • To develop fine motor skills and enhance artistic talent. 	<ul style="list-style-type: none"> • Colouring within figure with proper strokes • Art Activity Blow printing • Free hand drawing.
--	---	---

DECEMBER

TOPIC	LEARNING OBJECTIVE	TEACHING METHODOLOGY / ACTIVITIES
LANGUAGE DEVELOPMENT		
English Mixed Vowel (a, e, i, o, u)	<ul style="list-style-type: none"> • Able to discriminate between different vowel sound 	<ul style="list-style-type: none"> • Crossword Puzzle • Look and Write • Jumbled word • Write the word according to the vowel • Encircle the correct word • Matching
Integrated Activity Book (Pgs 54 to 57)		
My English Book (pgs 39 to 42)		
Difficult Words	<ul style="list-style-type: none"> • Learn correct pronunciation and build communication skills 	<ul style="list-style-type: none"> • Reading and Learning of difficult words <p>table, hill chair, ball bird, girl nest, zoo tree, book</p>
Primary Words 'and' , 'is'	<ul style="list-style-type: none"> • Correct use of Primary Words • Enhance Communication skills 	<ul style="list-style-type: none"> • Reading and writing of phrases using Primary Words e.g. <p>A bat and a ball</p>
Integrated Activity Book (Pgs 60 to 62)		<ul style="list-style-type: none"> • Reading and writing of sentences related to 'is' e.g.
My English Book (pgs 44 to 47)		<p>Tim is a girl.</p>
Rhymes	<ul style="list-style-type: none"> • Follow rhythm • Fun and frolic • Awareness about the festivals 	<ul style="list-style-type: none"> • Teaching of rhyme with proper voice modulation and action.

TOPIC	LEARNING OBJECTIVE	TEACHING METHODOLOGY / ACTIVITIES
<p>तीन अक्षर के शब्दों के वाक्य।</p> <p>तीन अक्षर के शब्दों के वाक्य।</p>	<ul style="list-style-type: none"> • शब्दकोष का विकास • भाषायी कौशल को बढ़ाना • मौखिक वाचन शक्ति का विकास करना। 	<ul style="list-style-type: none"> • दो व तीन अक्षर के शब्दों को जोड़कर वाक्य पढ़ना व लिखना <p>जैसे :</p> <ol style="list-style-type: none"> 1. अजय इधर आ। 2. कलश रख कर हवन कर।
<p>तीन अक्षर से संबंधित क्रियाकलाप</p> <p>बाल माधुरी (पृष्ठ 42 व 46)</p> <p>शब्द अभ्यास (पृष्ठ 23 व 30)</p>		<ul style="list-style-type: none"> • चित्र देखकर सही शब्द पे गोला लगाओ। • सामान ध्वनि वाले शब्दों पर गोला लगाओ। • चित्र पहचान कर सही शब्द लिखे। • शब्द भरकर वाक्य पूरे रखे। • जोड़ो तो जाने।

NUMBER WORK

Subtraction
(0 to 20)

K.G. Mathematics
(Pg 72 and 73)

- Stimulate Problem Solving Abilities
- Correlation with daily life

- Concept of subtraction(0 to 20) through number line and abacus.
- Solving subtraction problem with the help of picture, number lines and abacus.

Activities

- Subtraction on number line and with real objects

Environmental Concept

TOPIC	LEARNING OBJECTIVE	TEACHING METHODOLOGY / ACTIVITIES
Air	<ul style="list-style-type: none"> • Clear understanding of the concept • Vocabulary building • Importance of air 	<p>General conservation on the topic</p> <ul style="list-style-type: none"> • Air is all around us. • All living things need air to breathe. • Moving wind blows the kite, sailing boat etc. • Clear air keeps us healthy. • We can feel air • Related art activities • Experiments.
Activity	<ul style="list-style-type: none"> • Child Craft Kit 	twins

CREATIVE DEVELOPMENT

Colouring	<ul style="list-style-type: none"> • Development of fine motor skills • Development of imagination and aesthetic sense 	<ul style="list-style-type: none"> • Fun with colours (Pg 19, 20, 21) • Activity related to Christmas and New Year.
------------------	--	---

JANUARY

TOPIC	LEARNING OBJECTIVE	TEACHING METHODOLOGY / ACTIVITIES
LANGUAGE DEVELOPMENT		
English (This and That)	<ul style="list-style-type: none"> • Correct use of Primary words • Develop speaking and writing skills 	<ul style="list-style-type: none"> • Reading and writing of sentences using This and That
Integrated Activity Book (Pgs 63 to 64)	<ul style="list-style-type: none"> • Enhance communication Skills • Increase Mental Level 	This is a tub That is a dog
My English Book (pgs 48 to 50)		
Use of Preposition (in , on)	<ul style="list-style-type: none"> • Learn the correct application and usage of 'in' and 'on' • Enhance reading skills 	<ul style="list-style-type: none"> • Use of 'in' through pictures and real objects A pin is in the cup
Integrated Activity Book (Pgs 67 to 68)		<ul style="list-style-type: none"> • Use of 'on' through pictures and real objects A bat is on the mat
My English Book (pgs 51 to 54)		<ul style="list-style-type: none"> • Reading and writing of in, on
Rhymes	<ul style="list-style-type: none"> • Develop sense of rhythm • Learn correct pronunciation 	<ul style="list-style-type: none"> • Singing of rhyme with proper voice modulation and actions.
<ul style="list-style-type: none"> • Rhythmic Rhyme Book 		
<ul style="list-style-type: none"> • Winter Season is here (Pg 27) 		

TOPIC	LEARNING OBJECTIVE	TEACHING METHODOLOGY / ACTIVITIES
<p>चार अक्षर के शब्द</p>	<ul style="list-style-type: none"> • शुद्ध उच्चारण एवं शब्द भंडार में वृद्धि करना। • त्वरित बुद्धि क्षमता का विकास करना। • श्रवण एवं कौशल का विकास करना। 	<ul style="list-style-type: none"> • चार अक्षर वाले शब्द का ज्ञान चित्र सहित दिया जाएगा। शलगम शरबत अदरक • दो शब्दों को जोड़कर पढ़ना व लिखना हल + चल = हलचल झट + पट = झटपट
<p>चार अक्षर के शब्दों के वाक्यों ।</p>	<ul style="list-style-type: none"> • चार अक्षर के शब्दों वाले वाक्यों को पढ़ने व लिखने में समर्थ होना। 	<ul style="list-style-type: none"> • चार अक्षर वाले शब्दों के सरल वाक्य पढ़ना व लिखना। जैसे : नटखट मत बन।
<p>संबंधित क्रियाकलाप</p> <p>बाल माधुरी (पृष्ठ 47 व 56)</p> <p>शब्द अभ्यास (पृष्ठ 31 व 39)</p>	<ul style="list-style-type: none"> • 	<p>संबंधित क्रियाकलाप</p> <ul style="list-style-type: none"> • सही वाक्य पर चिह्न लगाना। • सही शब्द पर गोला लगाना। • रिक्त स्थान भरो।
<p>कवितायें</p> <ul style="list-style-type: none"> • पाँच चिड़ियाँ (पृष्ठ 51) • नटखट बन्दर (पृष्ठ 56) 	<ul style="list-style-type: none"> • स्मरण शक्ति और भाषा भंडार का विकास। 	<ul style="list-style-type: none"> • कवितायें अध्यापिका द्वारा सही उच्चारण एवं लय के साथ सिखायी जाएगी।

NUMBER WORK

TOPIC	LEARNING OBJECTIVE	TEACHING METHODOLOGY / ACTIVITIES
<p>Numerals (1 to 50)</p> <p>K.G. Mathematics (Pg 72 and 73)</p>	<ul style="list-style-type: none"> Learn the place value of numbers Match the numbers to the correct quantity of given objects 	<ul style="list-style-type: none"> Understand the place value of numbers Count and write numbers from (1 to 50) in a correct sequence. Understand concepts within the sequence <p style="text-align: center;"> TO TO TO TO TO 1 2 1 3 1 4 1 5 1 </p>
<p>Missing Number</p> <p>K.G. Mathematics (Pg 74 to 78) (Pg 65 to 67)</p> <p>Activities</p>	<ul style="list-style-type: none"> Increase mental ability and aptitude skills 	<ul style="list-style-type: none"> Number Completion (Put the missing numbers) Trace and fill in the numbers Fill in the missing numbers <p>Activity Step by Step</p> <ul style="list-style-type: none"> Full house Who comes first

Environmental Concept

<p>Seasons</p>	<ul style="list-style-type: none"> Observation and awareness about change in weather 	<p>General conservation on the topic</p> <ul style="list-style-type: none"> Seasonal fruits and vegetables Clothes worn during different seasons Exercises related to seasons Recapitulation of rhymes on seasons
-----------------------	---	--

CREATIVE DEVELOPMENT

TOPIC	LEARNING OBJECTIVE	TEACHING METHODOLOGY / ACTIVITIES
Fun with colours (Pg 22 to 24)	<ul style="list-style-type: none">• Development of fine motor skills and enhance artistic talent	<ul style="list-style-type: none">• Colouring within figure with proper strokes• Draw the pattern and colour it• Creative Activity related to Republic day.• Free hand drawing-nature scene

FEBRUARY / MARCH

TOPIC	LEARNING OBJECTIVE	TEACHING METHODOLOGY / ACTIVITIES
LANGUAGE DEVELOPMENT		
<p>English Use of</p> <ul style="list-style-type: none"> - Under - has 	<ul style="list-style-type: none"> • Usage of 'under' and 'has' in sentences • Build up vocabulary bank • Develop reading and writing skills • Able to spell and recognize his/her name • Able to converse using proper grammar • Develop mental ability. 	<ul style="list-style-type: none"> • Reading and writing of sentences related to 'under' and 'has' <p>A cup is under the table.</p> <p>Tom has a bat.</p>
<p>My English Book (pgs 55 to 61)</p>		<ul style="list-style-type: none"> • Reading and writing of simple sentences • Writing of own name • Spelling and writing of animal names and recognition of animals like cat, dog, cow, ox, deer, bear, monkey, donkey.
<p>Simple Sentences (pgs 62 to 66)</p>		<ul style="list-style-type: none"> • Activities - Related Exercises <ul style="list-style-type: none"> - Look and write - Complete the sentences - Listen and play game related to 'in', 'on', 'under'.
<p>Integrated Activity Book (Pgs 69 to 71 & 75 to 77)</p>		
<p>Conversation Sentences on 'MYSELF'</p>	<ul style="list-style-type: none"> • Able to speak and write about myself • Develop speaking skills • Confidence in communicating about oneself. 	<ul style="list-style-type: none"> • Reading as well as writing of sentences on 'Myself' <ul style="list-style-type: none"> - My name is ... - I am a girl / boy. - I study in UKG. - I am five years old. - I love my parents. - I love my school.
<p>Activity</p>	<ul style="list-style-type: none"> • Child Craft Kit 	<ul style="list-style-type: none"> • Find my partner.

TOPIC	LEARNING OBJECTIVE	TEACHING METHODOLOGY / ACTIVITIES
<p>'आ' की मात्रा का ज्ञान।</p> <p>बाल माधुरी (पृष्ठ 57 व 68)</p> <p>शब्द अभ्यास (पृष्ठ 40 व 51)</p>	<ul style="list-style-type: none"> • 'आ' की मात्रा के शब्दों को लिखने व पढ़ने में समर्थ होना। • बौद्धिक क्षमता का विकास। • सुनने व लिखने की शक्ति का विकास। 	<ul style="list-style-type: none"> • 'आ' की मात्रा का व्यंजनों में प्रयोग जैसे क + । = का ख + । = खा • 'आ' की मात्रा प्रथम व्यंजन में शब्दों का पढ़ना व लिखना। जैसे नाव ,आम • 'आ' की मात्रा का प्रयोग- द्वितीय व्यंजन में कला, टला, चला, पला, मला आदि • 'आ' की मात्रा का प्रयोग तीन अक्षर के व्यंजनों वाले शब्द के प्रथम, बीच में और आखिर में बादल अनार गमला गाजर • तीन अक्षर के व्यंजनों वाले शब्दों में प्रथम व अंतिम व्यंजन में मात्रा राजमा भागना जागना

TOPIC	LEARNING OBJECTIVE	TEACHING METHODOLOGY / ACTIVITIES										
<p>फलों व सब्जियों के नाम</p>	<ul style="list-style-type: none"> • स्पष्ट उच्चारण • भाषा की उपयोगिता एवं महत्त्व का ज्ञान • बौद्धिक क्षमता का विकास 	<p>संबंधित क्रियाकलाप</p> <ul style="list-style-type: none"> • अंगों के नाम • चित्र देखकर नाम लिखो। • सही शब्द पर घेरा लगाइए। • आ मात्रा का अभ्यास • वर्ग पहेली • शब्द रचना • पढ़िए, समझिए व सुर में बोलिए • जोड़ो तो जानो <p>• चार अक्षर के शब्दों में 'आ' की मात्रा लगाकर पढ़ना (चित्र सहित)</p> <p>जैसे- अखबार, दरवाज़ा</p> <ul style="list-style-type: none"> • आ की मात्रा से बने सरल वाक्य को पढ़ना व लिखना । <p>जैसे – माला पहन । आम चख ।</p> <p>पाँच फलों व सब्जियों के नाम लिखना व पढ़ना (चित्र सहित)</p> <table border="1" data-bbox="1084 1318 1583 1579"> <tr> <td>आम</td> <td>गाजर</td> </tr> <tr> <td>अनार</td> <td>टमाटर</td> </tr> <tr> <td>अनानास</td> <td>मटर</td> </tr> <tr> <td>पालक</td> <td>कटहल</td> </tr> <tr> <td>शलगम</td> <td>अदरक</td> </tr> </table> <p>संबंधित क्रियाकलाप</p> <ul style="list-style-type: none"> • शब्दों को चित्र से मिलाएं। • सही शब्द पर गोला लगाओ। • वर्ग पहेली • देखो और लिखो। • कहानी क्रमानुसार पूरी करो। 	आम	गाजर	अनार	टमाटर	अनानास	मटर	पालक	कटहल	शलगम	अदरक
आम	गाजर											
अनार	टमाटर											
अनानास	मटर											
पालक	कटहल											
शलगम	अदरक											

TOPIC	LEARNING OBJECTIVE	TEACHING METHODOLOGY / ACTIVITIES
कवितायें 1 सोने की चिड़ियाँ (पृष्ठ 54) 2 हाथी (पृष्ठ 53)	<ul style="list-style-type: none"> • मनोरंजन • नई कविता का स्मरण 	<ul style="list-style-type: none"> • सोने की चिड़ियाँ कविता का गायन मुद्राओं के साथ कराया जाएगा। • हाथी कविता को रुचिकर बनाकर याद कराया जाएगा।

NUMBER WORK

What comes after, before, between (1 to 50)

- Develop mental aptitude analytical thinking
- Develop observation power and comparative study.

Practice of what comes before, after and between upto number 50

e.g. 45 _____

_____ 29

13 _____ 15

NUMBER NAMES

(KG Mathematics Book)

Pg 84 to 86

Weight

- To correlate numbers with their respective number names
- Concept of weight
- To develop observatory power and to do comparison
- Clarity in Mathematical concept

Related Activities

- Count and write the number names
- Matching
- Children will hold a objects in hand to compare the weight between any two objects.

Related Exercises

- Feel the weight Heavy / Light
- Write H for Heavy and L for Light

Environmental Concept

TOPIC	LEARNING OBJECTIVE	TEACHING METHODOLOGY / ACTIVITIES
Light	<ul style="list-style-type: none"> • Understanding of the concept • Develop vocabulary • Conservation of light 	<p>General conservation on the topic</p> <ul style="list-style-type: none"> • Sun gives us light • We can not see without light • We use tubelight or bulb to see at night
<p>Living and Non-Living things</p> <p>Integrated Activity Book (Pg 58, 59)</p>	<ul style="list-style-type: none"> • Differentiate between living and non-living things • Enhance communication skills • Develop mental abilities 	<p>General conversation on Living and Non Living things</p> <ul style="list-style-type: none"> • Difference between living and non living things • Living things – People, animals, birds, plants, insects etc. • Non living things – table, chair, pencil, door, book, stone, black board etc. <p>Related Exercises</p> <ul style="list-style-type: none"> • Identify the living things and write their names. • Find non-living things and write their names.

CREATIVE DEVELOPMENT

<p>Colouring and Pattern Making</p>	<ul style="list-style-type: none"> • Develop thinking and motor skills 	<ul style="list-style-type: none"> • Draw the pattern and colour the picture. • Free hand drawing • Birthday Scene
-------------------------------------	---	---