

Curriculum Plan (2023-24)

Class IV ENGLISH

Learning Objectives:

- To develop and enhance **listening skills** to help learner of English cope effectively with listening in real life situations such as :
 - Participating in a conversation face to face.
 - Responding suitably to instructions/situations/interactions.
 - Taking part in a lesson discussion.
 - Listening to the radio/ watching T.V.
- To develop and enhance **reading skills** and competencies.
 - Reading the content correctly in context.
 - Breaking the symbols into relevant and meaningful informal group of words.
 - Decoding or constructing the meaning of those groups of words.
 - Responding to the material appropriately.
- To develop and enhance **speaking skills** and functions of spoken language.
 - Use language as a means of expressing values and judgments.
 - Select appropriate words and sentences according to the proper situation.
 - Express and respond to personal feelings, emotions and ideas.
 - Respond to conversations and dialogues in unfamiliar situations.
 - Describe an event in correct sequence in simple words and narrate stories and experiences.
- To develop and enhance **writing skills**.
 - Use of linkers and clauses.
 - Identification of topic, concluding sentence and supporting details.
 - Write content cohesively and coherently.
 - Differentiate between formal and informal writing.
 - Appropriate use of grammar, vocabulary and language in reference to context.

TERM 1

READING BONUS BOOK –The Jungle Book

APRIL

LESSON/ TOPIC	STRATEGY & ACTIVITIES	LEARNING OUTCOMES
UNIT – SPORTS L- A True Friend (SDG-4 SDG-17)	<ul style="list-style-type: none">● Brainstorming session● GO- Qualities of a true friend● Idioms on Friendship● Thank you/Apology card	<ul style="list-style-type: none">● The learners will-● Enhance vocabulary, learn antonyms, and understand simple past tense. <p><u>Values incorporated</u></p> <ul style="list-style-type: none">● True friendship, caring attitude ,Sportsmanship

Informal Letter Writing	<ul style="list-style-type: none"> ● Importance of a handwritten letter ● Explanation of the format ● Sample Writing ● Letter based on Lesson- A True Friend 	<ul style="list-style-type: none"> ● Learn to write Informal letter with correct format. ● Learn to express their views and ideas. ● Be able to write in a meaningful and logical sequence.
Articles	<ul style="list-style-type: none"> ● Difference between Consonant and Vowel sound. ● Choose the correct option. ● Fill in the blanks. 	<ul style="list-style-type: none"> ● Understand the concept of articles and apply them in speaking and writing English.
Homophones	<ul style="list-style-type: none"> ● Choice is yours. ● Choose the correct option. ● Art Integration: Draw and Make Sentences. 	<ul style="list-style-type: none"> ● Understand the concept of homophones, differentiate and use them accordingly in sentences.
Reading Comprehension	<p>What is Really Important</p> <p>Sub skills: Character Analysis</p>	<ul style="list-style-type: none"> ● To cultivate the love for reading in the students. ● To develop their critical and thinking skills
CMSK	<ul style="list-style-type: none"> ● Asking for opinions ● Giving Opinions ● Agreeing with an opinion ● Disagreeing with an opinion 	<ul style="list-style-type: none"> ● Develop day to day communication skills.
Phonetics	<ul style="list-style-type: none"> ● A ● B ● C ● D 	<ul style="list-style-type: none"> ● To identify different alphabet sounds, practice their pronunciation and use correctly in daily life.

MAY

LESSON/ TOPIC	STRATEGY & ACTIVITIES	Learning outcome
L- Mix up at birth (SDG-3)	<ul style="list-style-type: none"> ● Discussion on sportsmanship ● Role play of your favourite 	<p>The learners will be able to</p> <ul style="list-style-type: none"> ● Get inspired by the struggles and hardships of the sportsperson. ● <u>Values incorporated</u>

	sports person	Hard work, honesty, discipline Sportsmanship.
Informal Writing	<ul style="list-style-type: none"> Practice of informal letter writing 	<ul style="list-style-type: none"> Learn to express their views and ideas. Be able to write in a meaningful and logical sequence.
Nouns and its Kinds	<ul style="list-style-type: none"> Naming and drawing different objects from their surroundings. Game: Name-place- animal-thing. Differentiation between Proper & Common Nouns. Exercises based on Collective Nouns. 	<ul style="list-style-type: none"> Identify and pick out naming words. Classify naming words. Understand the concept of collective nouns.
Gender	<ul style="list-style-type: none"> Understanding the concept of gender through examples Classifying gender as masculine, feminine, common and neutral. Changing the gender exercises. Game: Find your opposite gender 	<ul style="list-style-type: none"> Classify the nouns as Masculine, Feminine, common and Neutral. Change the gender of the given noun.
Reading Comprehension	Sub skill: Sequencing	<ul style="list-style-type: none"> Appreciate the beauty of the text. Enhance their logical thinking.
CMSK	<ul style="list-style-type: none"> Insisting Offering food Offering help 	<ul style="list-style-type: none"> Develop day to day communication skills.
Phonetics	<ul style="list-style-type: none"> E F G 	<ul style="list-style-type: none"> To identify different alphabet sounds, practice their pronunciation and use correctly in daily life.

JULY

LESSON/ TOPIC	STRATEGY & ACTIVITIES	Learning outcome
---------------	-----------------------	------------------

<p>Jungle Safari SDG-4 And 15</p>	<ul style="list-style-type: none"> • Differentiating between zoo and wildlife sanctuary. • Making a list of things required for travelling to a wildlife sanctuary. • Activity-Comic strip on 'Save Animals.' • Watching Movie' The Jungle Book.' 	<p>The learners will be able to- Learn to appreciate the natural surroundings.</p> <ul style="list-style-type: none"> • Observe and learn the usage of simple past tense. • Express their ideas coherently <p><u>Value incorporated:</u></p> <ul style="list-style-type: none"> • Appreciating the natural beauty of a place. • Love for nature and animals.
<p>Pronouns</p>	<ul style="list-style-type: none"> • What went wrong (editing) • Pass the pronoun 	<ul style="list-style-type: none"> • Understand the usage of pronouns. • Effectively use pronouns in sentences.
<p>Paragraph Writing</p>	<ul style="list-style-type: none"> • List ideas related to the topic. • Plan the point of view and verb tense to be used. • Plan the sequence in which ideas will be expressed. 	<ul style="list-style-type: none"> • Develop their ideas, imaginative skills. • Write a paragraph containing a topic sentence, supporting details and conclusion
<p>Reading Comprehension</p>	<p>Sub skill: Sequencing</p>	<ul style="list-style-type: none"> • To enhance their vocabulary. • To enhance their logical thinking.
<p>CMSK</p>	<ul style="list-style-type: none"> • Accepting and refusing an offer • Inviting • Accepting an invitation • Refusing an invitation 	<ul style="list-style-type: none"> • Develop day to day communication skills
<p>Phonetics</p>	<ul style="list-style-type: none"> • H • I • J • K 	<ul style="list-style-type: none"> • To identify different alphabet sounds, practice their pronunciation and use correctly in daily life.

AUGUST

LESSON/ TOPIC	STRATEGY & ACTIVITIES	Learning outcome
Travel Plans SDG-13,15	<ul style="list-style-type: none"> • Recitation of the poem. • Central idea. • Rhyming scheme • 'Travel ad' • Graphic Organizer 	The students will be able to- <ul style="list-style-type: none"> • Appreciate the imagination of the poet. • Identify rhyming words and scheme.
Describing Words	<ul style="list-style-type: none"> • Riddle game using adjectives. (activity). • Describe yourself or your friend using positive adjectives. • Miscellaneous Worksheets 	<ul style="list-style-type: none"> • Understand the concept of describing words. • Develop creative thinking, alertness and sharpen mental ability.
Notice Writing	<ul style="list-style-type: none"> • Explanation of the purpose of notice writing. • Explanation of the format. • Apply describing words 	<ul style="list-style-type: none"> • Learn to give relevant information about an object.
Verbs And Simple present ,Present Continuous Tense	<ul style="list-style-type: none"> • Three forms of the verbs • Dumb Charades • Fill in the blanks. • Timeline 	<ul style="list-style-type: none"> • Identify verbs in various sentences. • Learn by doing. • Use correct form of the verb while speaking and writing.
Reading Comprehension	Curious town Sub skill: Main idea	<ul style="list-style-type: none"> • To enhance their vocabulary. • To appreciate the humour element.
CMSK	<ul style="list-style-type: none"> • Giving orders • Requesting • Agreeing to a request • Refusing a request 	<ul style="list-style-type: none"> • Develop day to day communication skills

Phonetics	<ul style="list-style-type: none"> • L • M • N • O 	<ul style="list-style-type: none"> • To identify different alphabet sounds, practice their pronunciation and use correctly in daily life.
-----------	--	--

SEPTEMBER

Revision and First Term Exam

TERM -2, OCTOBER

READING BONUS BOOK –Charlie and the Chocolate Factory

LESSON/ TOPIC	STRATEGY & ACTIVITIES	LEARNING OUTCOMES
The rich lady and the Artist SDG-4,8	<ul style="list-style-type: none"> • Reading of the chapter. • Brainstorming Session-Is being clever a virtue or vice? • GO-Cause and effect • Dress up in any profession's costume along with tools and speak a few lines about it. 	<p>The students will be able to-</p> <ul style="list-style-type: none"> • Comprehend the thought and idea contained in the chapter. • Analyze the characters. • Understand the importance of intelligence and presence of mind in the story. <p>Value incorporated</p> <ul style="list-style-type: none"> • Positive attitude • Competence • Value of money
Writing skills Formal letter and Application writing	<ul style="list-style-type: none"> • Format writing • Sample Model Writing 	<ul style="list-style-type: none"> • Improvisation of writing skills. • To write coherently.
Tenses Simple Past and Past Continuous	<ul style="list-style-type: none"> • Timeline • Live Worksheets • Story Narration 	<ul style="list-style-type: none"> • Use the correct form of the verb while speaking and writing. • Express their ideas and incident confidently.

The Foolish men SDG-4	<ul style="list-style-type: none"> • Discussion-How wit and Humour make life easier • Role play • GO-Compare and Contrast the Character <ul style="list-style-type: none"> • Jewellery Making 	<ul style="list-style-type: none"> • Understand the genre and analyze the theme of the story. • Understand the importance of Right Decision.
Reading Comprehension	<ul style="list-style-type: none"> • Sub skills: Character traits • Cause and effect 	<ul style="list-style-type: none"> • To cultivate the love for reading in the students. • To develop their critical and thinking skills
CMSK	<ul style="list-style-type: none"> • Asking Permission • Giving Permission • Refusing Permission • Thanking 	<ul style="list-style-type: none"> • Enhance day to day communication skills.
Phonetics	<ul style="list-style-type: none"> • P • Q • R • S 	<ul style="list-style-type: none"> • To identify different alphabet sounds, practice their pronunciation and use correctly in daily life.

NOVEMBER

LESSON/ TOPIC	STRATEGY & ACTIVITIES	LEARNING OUTCOMES
King Thrush beard SDG-10,4	<ul style="list-style-type: none"> • Brain storming session. • GO-Concept Map • Crown Making Activity 	<p>The learners will-</p> <ul style="list-style-type: none"> • Understand the story, develop imagination & humbleness. • Develop thinking skills, decision making and problem solving. <p><u>Value incorporated :</u></p> <ul style="list-style-type: none"> • Be respectful and polite towards others. • Virtue of hard work.

Writing skills Formal letter and Application writing	<ul style="list-style-type: none"> Practice of Formal letter writing 	<ul style="list-style-type: none"> Improvisation of writing skills. Write formal letter with correct format ,style and expression.
Prepositions	<ul style="list-style-type: none"> Live Examples and demonstration. Dic to Draw Where is my ball 	<ul style="list-style-type: none"> Learn the correct usage of prepositions according to the situation/ time /location. Develop alertness, confidence.
Reading Comprehension	The clever fox Sub skills: Prediction Based	<ul style="list-style-type: none"> To improve critical thinking To develop love for reading.
CMSK	<ul style="list-style-type: none"> Intending to do something Refusing to do something Expressing likes and interests Expressing dislikes 	<ul style="list-style-type: none"> Enhance day to day communication skills.
Phonetics	<ul style="list-style-type: none"> T U V W 	<ul style="list-style-type: none"> To identify different alphabet sounds, practice their pronunciation and use correctly in daily life.


DECEMBER

LESSON/ TOPIC	STRATEGY & ACTIVITIES	LEARNING OUTCOMES
In the Land of the Lilliput SDG-14,16 and 17	<ul style="list-style-type: none"> Brain storming session Concept Map-Characters, Theme, Events etc. Video based on the chapter. Interview with Gulliver 	<ul style="list-style-type: none"> Learn antonyms, vocabulary words. Develop thinking skills. <p><u>Value incorporated</u></p> <ul style="list-style-type: none"> Be helpful and caring. Positive attitude
	<ul style="list-style-type: none"> Videos 	<ul style="list-style-type: none"> Learn about the different kinds of the adverbs

Adverbs	<ul style="list-style-type: none"> • Adverb song Enactment • Fill in the blanks • Worksheets 	
Diary Entry	<ul style="list-style-type: none"> • Discussion on the given situations. 	<ul style="list-style-type: none"> • Improvisation of writing as well as communication skills by giving different topics/ situations to the students. • Learn to express their personal feeling according to the information provided.
Reading Comprehension	Sub skill: Sequencing	
CMSK	<ul style="list-style-type: none"> • Asking for advice • Giving for advice • Making predictions • Interrupting 	<ul style="list-style-type: none"> • Enhance day to day communication skills.
Phonetics	<ul style="list-style-type: none"> • X • Y • Z 	<ul style="list-style-type: none"> • To identify different alphabet sounds, practice their pronunciation and use correctly in daily life.

JANUARY

LESSON/ TOPIC	STRATEGY & ACTIVITIES	LEARNING OUTCOMES
Rizi ,the alien SDG-17	<ul style="list-style-type: none"> • Brain storming session-Do Aliens exist? • Vocabulary building-Cross Word 	<p>The students will be able to-</p> <ul style="list-style-type: none"> • Learn antonyms, vocabulary words. • Develop critical thinking, High order thinking skills. <p><u>Value incorporated</u></p> <ul style="list-style-type: none"> • Be helpful and caring.

		<ul style="list-style-type: none"> ● Positive attitude
Interrogatives	<ul style="list-style-type: none"> ● Videos ● 'Wh' Family Chart ● Worksheets 	<ul style="list-style-type: none"> ● Recognize the use of question marks at the end of Interrogative Sentences. ● Frame Interrogative sentences
Subject and Predicate	<ul style="list-style-type: none"> ● Gap filling, matching the correct pair. ● Arrangement of words to frame meaningful sentences. 	<ul style="list-style-type: none"> ● Understand the correct structure of a sentence
Paragraph Writing	<ul style="list-style-type: none"> ● List ideas related to the topic. ● Plan the point of view and verb tense to be used. ● Plan the sequence in which ideas will be expressed. 	Write a paragraph containing a topic sentence, supporting details and conclusion
Reading Comprehension	Sub skill: Sequencing	
CMSK	<ul style="list-style-type: none"> ● Warning ● Making complaints ● Asking for clarification ● Explaining & justifying 	Enhance day to day communication skills.
Phonetics		To identify different alphabet sounds, practice their pronunciation and use correctly in daily life.

FEBRUARY

Revision and Final Term Exams

Holiday Homework

Summer Vacation

- 1.** Every family has story to tell. Share any one memorable moment with pictures that you experienced in your vacation.
- 2.** Make a book mark and write a famous quote by a well known Author or Poet.
- 3.** Make an attractive poster/chart on an A3 size sheet on the given topic.

Roll no.1 -10 - Collective Nouns

Roll no.11 -20 -Gender

Roll no. 21-30 – Homophones

Roll no. 31-40 – Cleanliness is godliness

Roll no. 40 and above – My country my pride

- 4.** Revise the syllabus covered in April and May.
- 5.** Read any book from the following list of books and write a book review. Follow the Given format.

List of books.

1. The Witches – Roald Dhal
2. The Magic of the lost Temple – Sudha Murthy
3. Swami and Friends – R K Narayan
4. The Twits – Roald Dhal
5. The Enormous Crocodile – Roald Dhal

A book review by _____

Title: _____

Author: _____

What was the story about?

Who were the characters?

What was your favourite part?

Draw a picture from the book.

Four star rating for this book.

☆☆☆☆

Winter Holiday Homework

Revise the syllabus covered in the class.

हिन्दी पाठ्यक्रम (2023–24)

कक्षा – चौथी

सामान्य निर्देश:–

1. राष्ट्रभाषा के रूप में भावात्मक एकता का विकास करना।
2. स्वयं को अभिव्यक्त करने की कला विकसित करना।
3. विद्यार्थी को शुद्ध बोलना, पढ़ना व लिखना सिखना।
4. स्पष्टीकरण करने की क्षमता प्रदान करना।
5. पाठ्य सामग्री का आसपास के जीवन से तालमेल बिठाना।
6. व्याकरण के नियमों को समझाना, उनकी त्रुटियों तथा अशुद्धिकरण निवारण की क्षमता प्रदान करना।
7. बच्चों में जिज्ञासा तथा कौतूहल पैदा करना।
8. विद्यार्थियों में आस्थायुक्त आधुनिक जीवन मूल्यों का विकास करना।
9. बच्चों को वर्णों से शब्द, शब्दों से वाक्य, वाक्यों से सुंदर रचना का निर्माण करना।
10. स्मरण शक्ति का विकास, कला, तर्क चिन्तन, बौद्धिक नैतिक तथा निर्णायक क्षमता का विकास करना।

अप्रैल

क्र०सं०	पाठ का नाम	शैक्षणिक विधि/ सहायक सामग्री	शैक्षणिक उद्देश्य
	भाषा बारहखड़ी, वर्णमाला, वर्तनी ज्ञान	वाचन तथा एक स्वर में बोलकर	वर्णमाला तथा विभाजन, मात्राओं का ज्ञान, भाखा तथा लिपि से अवगत कराना।
1	पाठन – फैलती चप्पलें	पाठ का वाचन कराना, वार्तालाप द्वारा समझाना।	श्रम की भावना जागृत करना, बुजुर्गों का सम्मान तथा आपसी प्रेम का भाव
2	पाठ – 2 उल्टा-पुल्टा (कविता)	कविता द्वारा लय स्वर, स्मरण शक्ति का विकास तथा विभिन्न जीव जन्तुओं के चित्र दिखाना।	प्राणियों के प्रति प्रेम, हिम्मत से आगे बढ़ना एवं परिश्रम का महत्त्व।

क्रियात्मक कार्य पर्यायवाची शब्द, संज्ञा व प्रकार।	जलीय/स्थलीय जीव जंतुओं की जीवन शैली सचित्र वर्णन।	छात्रों में कल्पना शक्ति का विकास।
--	---	------------------------------------

मई

क्र०सं०	पाठ का नाम	शैक्षणिक विधि/ सहायक सामग्री	शैक्षणिक उद्देश्य
	पाठ-3 अनोखा ढंग	पाठ का पठन-पाठन, शुद्ध उच्चारण, घटना का वर्णन तथा गाँधी जी की वस्तुओं का वार्तालाप	स्वदेश प्रेम, त्याग, निस्वार्थ सेवा और शब्द भण्डार में वृद्धि।
	व्याकरण सर्वनाम व प्रकार युग्म शब्द वाक्यांश के लिए एक शब्द अनुस्वार व अनुनासिक	चित्रों के द्वारा सिखाना। कक्षा में से कुछ उदाहरण पुछनकर सिखाना।	अपने आस पास की वस्तुओं द्वारा व्याकरण ज्ञान।
	क्रियात्मक कार्य	गाँधी जी के चित्र बनाकर नाम लिखना गाँधीजी के जीवन से जुड़ी कोई अन्य घटना कक्षा में सुनाना	राष्ट्रपिता महात्मा गाँधी जी के जीवन परिचय से छात्रों को अवगत कराना।

जुलाई

क्र०सं०	पाठ का नाम	शैक्षणिक विधि/ सहायक सामग्री	शैक्षणिक उद्देश्य
	पाठ-4 मित्रता	पाठ का पठन-पाठन, शुद्ध उच्चारण, चरित्र चित्रण एवं मित्रता से संबंधित अन्य कहानी	आपसी प्रेम पारिवारिक सुख तथा सौहार्द। विश्वास का महत्व।

	व्याकरण विशेषण व प्रकार मुहावरे, चित्र वर्णन, कहानी लेखन, लिंग अनुच्छेद लेखन पत्र लेखन	बरसात का एक दिन अपने मित्र को अपने साथ एक रविवार बिताने के लिए पत्र।	व्याकरणिक तथ्यों से अवगत कराना। वर्षा ऋतु की विभिन्न विशेषताओं से परिचित
	पाठ-5 सेर को सवा सेर	केवल पढ़ने के लिए (नए शब्दों का ज्ञान)	पाठन क्षमता का विकास, चित्र कथा व लेखन कला का विकास।
	क्रियात्मक कार्य	कृष्ण और सुदामा की मित्रता एक सशक्त उदाहरण है। सचित्र व्यक्त कीजिए।	मित्रता का महत्व
	पाठ - 6 पहली बारिश (कविता) क्रियात्मक कार्य	सस्वर वाचन, कविता कंठस्थ करना, बारिश का अनुभव करना। वर्षा ऋतु के मुख्य व्यंजनों के चित्र बनाओ और अपने पसंदीदा व्यंजन की विधि लिखो।	एकता की भावना, प्राणी जगत के प्रति प्रेम उजागर व प्रकृति से संबंध स्थापित व आनन्द लेना, कल्पना शक्ति का विकास

अगस्त

	पाठ-7 दादी का रेडियो व्याकरण श्रुति सम भिन्नार्थक	पाठ का पठन-पाठन, शब्दों का शुद्ध उच्चारण, अभिव्यक्ति चर्चा।	बड़ों का आदर, छोटों को प्यार, स्वयं के लिए सिद्धांत निर्माण।
--	--	---	--

	अनुच्छेद लेखन पत्र लेखन	आज का गाँव प्रधानाचार्या जी के पुस्तकालय में नवीनतम पुस्तकें मंगवाने हेतु पत्र।	गाँव के परिवेश से अवगत कराना व उसका बदलता स्वरूप बताना।
	सर्वनाम व प्रकार वचन, विलोम, मुहावरे वाक्यांश के लिए एक शब्द		शब्द भण्डार में वृद्धि
	क्रियात्मक कार्य	प्राचीन से आधुनिक समय तक के मनोरंजन के साधनों की सचित्र तालिका बनाओ।	प्राचीन काल और आधुनिक काल के साधनों में अन्तर बताना।
	पाठ—8 किस्से कहावतों की दुनिया	पाठ का पठन पाठन, अनुकरण वाचन, कहानी सुनाना तथा छात्रों द्वारा विचार व्यक्त करना।	जानकारी के अभाव में कार्य न करना। कहावतों का परिचय व प्रयोग।
	क्रियात्मक कार्य	कहावतों की दुनिया को सचित्र संकलित कीजिए।	
	पाठ—9 नानी की नाव चली (केवल पढ़ने के लिए) अपठित गद्यांश	पाठन, अनुकरण वाचन अभ्यास कराना।	संज्ञा शब्दों का ज्ञान, जिज्ञासा, धैर्य, संघर्ष सहानुभूति।

सितम्बर
पुनरावृत्ति कार्य (पाठ 1 –9)

अक्टूबर

क्र०सं०	पाठ का नाम	शैक्षणिक विधि / सहायक सामग्री	शैक्षणिक उद्देश्य
	पाठ—10 एक बौना और लकड़हारा	पाठ का पठन—पाठन, वर्णनात्मक अध्ययन, शुद्ध उच्चारण तथा कहानी सुनाना।	परिश्रम का महत्व, जिज्ञासा, धैर्य एवं सहानुभूति।

<p>पाठ-11 मौसम (कविता)</p> <p>व्याकरण वचन, नुक्ता, समानार्थी अनुच्छेद लेखन</p> <p>क्रियात्मक कार्य</p>	<p>सस्वर वाचन, कविता कंठस्थ कराना।</p> <p>श्रम का महत्व</p> <p>1. कच्ची सब्जियों से सलाद बनाकर सुंदर प्रस्तुति कीजिए। 2. आलू से बनने वाले वयंतनों के चित्र चिपकाओ। 3. विभिन्न ऋतुओं में आने वाले त्योहारों के नाम चित्र सहित लिखो।</p>	<p>प्रकृति के प्रति प्रेम उजागर करना तथा पेड़ों का महत्व।</p> <p>विभिन्न सब्जियों के महत्व से छात्रों को अवगत कराना।</p>
<p>पाठ -12 आँख मिचौनी (केवल पढ़ने के लिए)</p> <p>पत्र लेखन</p>	<p>पाठ का पठन पाठन, कठिन शब्दों का उच्चारण, शुद्ध उच्चारण।</p> <p>स्वास्थ्य अधिकारी को मोहल्ले में फैली गंदगी की सूचना देने हेतु पत्र।</p>	<p>खेलों के प्रति चर्चा, लगन, परिश्रम व खेल की भावना जागृत करना।</p>

नवम्बर

क्र०सं०	पाठ का नाम	शैक्षणिक विधि/ सहायक सामग्री	शैक्षणिक उद्देश्य
	पाठ-13 चतुर चित्रकार (कविता)	कविता का सस्वर वाचन, कविता कंठस्थ कराना।	कल्पना शक्ति का विकास, हिम्मत से काम लेना व धैर्य नहीं खोना।
	पाठ-14 एक थी स्वाति	पाठ का पठन-पाठन, शुद्ध उच्चारण, घटना वर्णन तथा साहसी बच्चों के उदाहरण	अनुभव-समझ, समय का महत्व, सकारात्मक सोच।

	व्याकरण विलोम, लिंग, विराम चिह्न, संयुक्त वाक्य, मुहावरे, उपसर्ग प्रत्यय		
	क्रियात्मक कार्य	1. स्वयं को चित्रकार मानते हुए अपना पसंदीदा चित्र चित्रित कीजिए। 2. किसी साहसी महिला की वीरता का उल्लेख कीजिए।	कला के प्रति रुचि जागृत करना।

दिसम्बर

क्र०सं०	पाठ का नाम	शैक्षणिक विधि / सहायक सामग्री	शैक्षणिक उद्देश्य
	पाठ-15 होली के रंग हजार	पाठ का पठन-पाठन त्योहारों पर चर्चा तथा त्योहारों पर छात्रों द्वारा विचार व्यक्त करना।	भारतीय त्योहारों का ज्ञान
	पाठ-16 ऐसे भी बच्चे	पाठ का पठन-पाठन, सामूहिक चर्चा, अभिनय कला व शब्द भंडार, तुलनात्मक अध्ययन	चिंतन व तर्क शक्ति का विकास, परिक्षमी होना एवं पढ़ाई, लिखाई का महत्व
	व्याकरण काल व प्रकार		
	क्रियात्मक कार्य-	प्रिय पर्व के मनाने के कारण, ढंग एवं विशेषताएं प्रवाह रेख द्वारा दर्शाना। 2. शिक्षा के महत्व पर स्लोगन बनाओ।	शिक्षा का महत्व बताना।
	अनुच्छेद लेखन पत्र लेखन	भारतीय त्योहार (दीपावली) परीक्षा में सफलता मिलने पर मित्र को बधाई पत्र।	

क्र०सं०	पाठ का नाम	शैक्षणिक विधि / सहायक सामग्री	शैक्षणिक उद्देश्य
	पाठ-17 कोयल (कविता)	कविता का सस्वर वाचन, मधुरता, सामूहिक वाचन।	कलात्मक ढंग से कविता का निर्माण करना।
	पाठ-18 खत पहुँचे सक्को को (केवल पढ़ने के लिए) क्रियात्मक कार्य – अपठित गद्यांश	पाठ का पठन-पाठन व अनुकरण वाचन 1. माठी वाणी से सम्बंधित दोहे। अभ्यास कराना।	पोस्टकार्ड की बनावट और प्रयोग से छात्रों को अवगत कराना।

फरवरी पुनरावृत्ति कार्य (पाठ 10-18)

ग्रीष्मावकाश कार्य :-

1. लालच बुरी बला है। इस पर एक कहानी लिखिए।
2. मात्राओं की घड़ी बनाइए।
3. अपने दादा-दादी / नाना-नानी के साथ बिताए अनुभव सचित्र लिखिए।
4. हिन्दी व्याकरण का पेड़ बनाइए और रंगों से सुसज्जित कीजिए।

शीतकालीन अवकाश:

1. किसी एक विषय पर चित्र सहित स्लोगन लिखिए। जैसे जीवन सुरक्षा / प्रदूषण रहित धरती। शिक्षा का महत्व।
2. कोई एक मौसम पर अनुच्छेद याद करके कक्षा में सुनाओ।

गृह कार्य ए-3 शीट पर करना है।

MATHEMATICS

2023-24

“Mathematics may not teach us how to add love, subtract hate, but it gives us every reason to hope that every problem has a solution”

Name of the Text Book- **Primary Mathematics 4**

General Objectives

1. To understand mathematical terms, symbols and concepts.
2. To identify mathematical situation in his/her environment.
3. To apply his/her skills in solving problems with proper emphasis on neatness, speed and accuracy.
4. To apply mathematics in real life situations.
5. To eliminate the phobia attached with the subject by activity oriented learning and developing positive attitude towards the subject.
6. To develop sense of creativity and power of reasoning.
7. To encourage students in understanding the mathematical facts by applying and working out the projects in simpler way.
8. To develop problem solving approach among children.
9. To develop high order thinking skills.
10. To develop ability to perform the four basic operations.

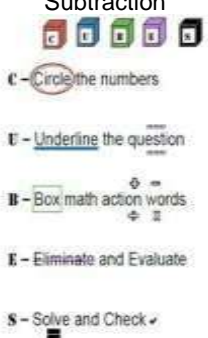


*****All Chapters will begin with introduction through **Frayer's Method** and closed by **Minimum Learning** Revision sheet & Error analysis questions*****





APRIL

Topic	Contents with Teaching Aids/ Methodology	Learning Outcomes
<p>Unit- 1 Numbers up to 9,99,999</p> <p>SDG GOALS:- Goal -15 Life on land Goal – 1 No Poverty</p>	<ul style="list-style-type: none"> • Representing 5 or 6 digit numbers on abacus (using previous knowledge of greatest and smallest digit number) Art Integration 1 • Writing number names and forming numerals with the help of dictation methodology • Entering numbers in a Place Value Chart using Number Cards. • Understanding of Periods by drawing hamburger and cutting into pieces as shown in text book- Art Integration 2 • Understanding place value and expanded form using paper folding Activity 1 • Forming greatest & smallest numbers using given digits (Cards 0 to 9 can be used for the same) • Comparing numbers and arranging them in order by comparing places. • Activity 2: Write any 5-6 digit number & create a number story. • Activity 3: Make a beautiful wall hanging showing periods & places of 6 digits. Place value song- Greatest hun ya smallest hun kaun ye bateyga---Audio to be sent on whatsapp. 	<p>Students will be able to</p> <ul style="list-style-type: none"> ▪ Read, write and recognize 5 or 6 digit numbers ▪ Writing number names ▪ Understanding place value system, expanded form ▪ Writing predecessor/ Successor ▪ Compare numbers and putting in order ▪ Understanding places of periods and separating them using comma (,) <div style="text-align: center;"> </div>

MAY

Topic	Contents with Teaching Aids/ Methodology	Learning Outcomes
<p>Unit- 2 Addition and Subtraction</p>  <p>C - Circle the numbers U - Underline the question B - Box math action words E - Eliminate and Evaluate S - Solve and Check</p>	<ul style="list-style-type: none"> Terms of Addition and Subtraction using Frayer's method Art Integration-1 -Addition and Subtraction Grid and web charts Activity-1 Addition & Subtraction by playing chain game using 2 or more dice. Properties of addition and Subtraction using examples of small numbers. Adding and Subtracting orally with zeros by keeping zeros out. Word Problems using CUBES methodology Art Integration-2 NUMBER SPIDER Subtraction Rhyme- given to kids so that they will remember important steps about subtraction Activity-2 : Find the sum and difference of the numbers using number cards of digits 0 to 9. <p style="text-align: center;">SDG GOALS:- Goal -3 Good health and well being. Goal -7 Affordable and clean energy.</p>	<p>Students will be able to</p> <ul style="list-style-type: none"> Define terms like addends, minuend, subtrahend, sum and difference Arrange 5 digit and 6 digit numbers in proper columns Add & subtract 5 & 6 digit numbers Apply properties in solving problems orally Improve numerical skills Deal with day to day simple addition and subtraction problems Calculate mentally

JULY


Topic	Contents with Teaching Aids/ Methodology	Learning Outcomes
<p>Unit- 3 Multiplication</p>  <p>SDG GOALS:- Goal -4 Quality Education. Goal -1 No Poverty.</p>	<ul style="list-style-type: none"> Art Integration 1 -Multiplication web chart and grid Terms of Multiplication –Multiplicand, Multiplier, Product using Frayer's method Multiplication of numbers by recalling tables- RECITATION OF TABLES Art Integration 2- Properties of multiplication-Property of one, zero & change of order Word Problems using CUBES methodology Activity-1 Playing MATKA Game or Bingo for practicing tables Term- MANY ZOO MANY ANIMALS for learning steps of multiplication. Word problems using CUBES method. 	<p>Students will be able to</p> <ul style="list-style-type: none"> Understand terms of multiplication Multiply 3/4 digit numbers by 3 digit Use Properties of Multiplication for quicker calculations Apply multiplication in real life 
<p>Unit- 4 Division</p>  <p>SDG GOALS:- Goal -4 Quality Education. Goal -10 Reduced inequalities.</p>	<ul style="list-style-type: none"> Explaining the relationship between Dividend, Divisor, Quotient and remainder using body parts. Art Integration-1 Division using Family method or Burger quotation "Does Mc-Donald Serve CheeseBurgers" –Foldable to be created for the same Dividing big numbers using the Guest method (Who is standing in the front of the door, guess the nos. accordingly) Dividing orally using Role play where kids will enact 10,100,1000 numbers and two kids will play role of Quotient and Remainder Division in Real life using word problems and smart board modules. Division steps song. 	<ul style="list-style-type: none"> Understand division and its terms Understand the process of Long Division Division orally Apply division in real life 

AUGUST

Topic	Contents with Teaching Aids/ Methodology	Learning Outcomes
-------	--	-------------------

Unit-5 Length

Measuring Length



SDG Goals:-

Goal -9 Industry, Innovations and Infrastructure.

Unit-6 Weight



SDG Goals:-

Goal -2 Zero Hunger.

Goal -8 Decent work and economic growth

Unit-7 Capacity



- Understanding different units of length and what we measure under each unit through discussion & Questioning.
- Standard unit of length and its relevance, TOOLS we use for measuring length.
- Art integration-1** Terms of length- **Tall, taller, Tallest &** drawing objects under different units.
- Activity-1: Measurement using hand span/Ruler** of different objects.
- Conversion of units into bigger and smaller unit vice- versa using below
- *****BEST SOCCER MOM***** (Big to small is Multiply)
- *****SILLY BABIES DANCING*** (Small to big is Divide)
- Adding and subtracting different units by arranging and grouping.
- Word problems on length using CUBE METHOD
- Activity-2** Creating foldable on conversion of units.
- Research Project-** Explore the heights of all the historic monuments of India and also note down it on an A4 size sheet . Convert the heights in meter and centimeter

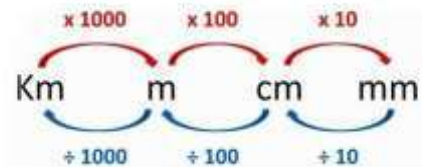
- Understanding different units of Weight and what we measure under each unit through discussion & Questioning.
- Standard unit of Weight and its relevance, TOOLS we use for measuring Weight.
- Art Integration-1** Terms of Weight- **Heavy, Heavier, Heaviest.**
- Conversion of units into bigger and smaller unit vice- versa using below
- Activity-1** Measuring weight of different objects using beam balance.
- Activity-2** Foldable on conversion of units.
- *****BEST SOCCER MOM***** (Big to small is Multiply)
- *****SILLY BABIES DANCING*** (Small to big is Divide)
- Adding and subtracting different units by arranging and grouping.
- Word problems on weight using CUBE METHOD

Art Integration activity - Make a collage of the items sold or purchased by measuring their weight.

- Understanding different units of Capacity and what we measure under each unit through discussion & Questioning.
- Standard unit of Capacity and its relevance
- Art integration-1** Terms of Capacity- **Deep, Deeper, Deepest -**
- Activity-1:** Showing different containers/**measuring cups** to express relationship between liters and milliliters
- Activity-2** Conversion of units into bigger and smaller unit vice- versa using below & Foldable.

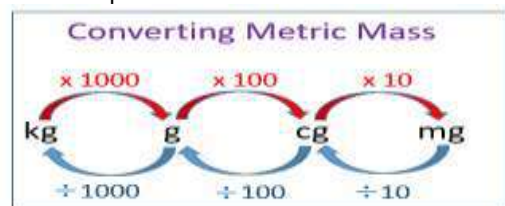
Students will able to

- List various units of length and name its standard unit.
- State relationship between different units of length
- Convert a given number in m into cm and vice versa.
- Convert a given number in km into m and vice versa.
- Add and subtract the given numbers in units of length.
- Measure length using different tools
- Use the knowledge in their daily life problems.



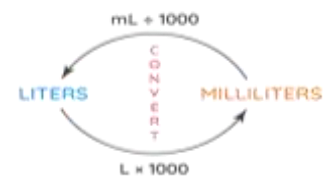
Students will able to

- List various units of weight and name its standard unit.
- State relationship between kg and g
- Convert a given number in kg into g and vice versa.
- Add and subtract the given numbers in units of weight.
- Measure weight in different units
- Use the knowledge in their daily life problems.



Students will able to

- List various units of capacity and name its standard unit.
- State relationship between liters and milliliters
- Convert a given number in liters into milliliters and vice versa.
- Add and subtract the given numbers in units of capacity.
- Measure Capacity of any cup or container
- Use the knowledge in their daily life

<p>SDG Goals:- Goal -6 Clean Water and sanitation. Goal -14 Life below water. Goal -15 Life on land.</p>	<p>***BEST SOCCER MOM*** (Big to small is Multiply) ***SILLY BABIES DANCING*** (Small to big is Divide)</p> <ul style="list-style-type: none"> • Adding and subtracting different units by arranging and grouping • Relating capacity with real life problems using CUBES method 	<p>problems.</p> 
--	---	--

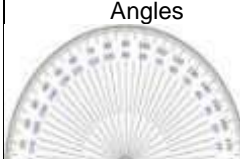
SEPTEMBER

Revision for the First Semester Exams

1st Semester Examination



OCTOBER

Topic	Contents with Teaching Aids/ Methodology	Learning Outcomes
<div style="display: flex; flex-direction: column; align-items: center;">  <p>Unit-10 Angles</p> <p>SDG GOALS:- Goal -9 Industry, Innovations and Infrastructure. Goal -8 Decent work and economic growth.</p> <p>Unit-8 Time and Calendar</p> </div>	<ul style="list-style-type: none"> • Terms of angles using Frayer's Method. • Art Integration-1 Making of angles using arrows and titch button. • Classify, measure and draw types of angles based on their degree measure. • Understanding the use of PROTRACTOR by smart board modules/ open board protractor. • Activity-1 Foldable on type of angles. • Activity-2 Angles in Numbers and Alphabets. • Art integration-2 <ol style="list-style-type: none"> a) Toothpicks to be pasted in for different type of angles. b) Angles using elbow, arms, Japanese fan, geometry divider, pencils will strengthen the concept. <ul style="list-style-type: none"> • Reading time in different ways by using clock model • Art Integration-1 Reading calendar and learning days of month by using Fist and Poem • Identify and find out leap year, concept of Centurial year. • Activity-1 Foldable Understand relationship between seconds, minutes, hours, days, weeks, months and years, • Find the sum, or difference between two time durations using conversions • Art integration-2 24-hour clock and its conversions 	<p>Students will able to understand</p> <ul style="list-style-type: none"> • the concept of angles; • Identify and locate angles in their surroundings • Label and define different parts of an angle(vertex and arms). • how to measure the angles with protractor; • how to draw angles, name angle and classify according to their types • Angles in numeric and Alphabetical system <p>Students will able to understand</p> <ul style="list-style-type: none"> • Read and write time in different ways • Evaluate correct use of a.m. and p.m. • Read Calendar • Concept of leap year and centurial year • Add and subtract time • Relationship between seconds, minutes, hours, days, weeks, months and years • Solving daily life problems




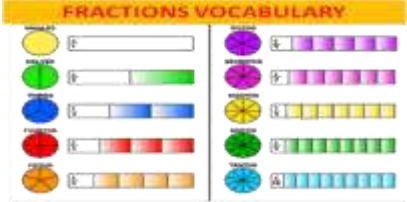
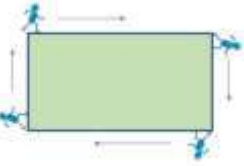

SDG Goals:-

Goal -3 Good Health and well being
Goal – 8 Decent Work and Economic growth



- Word problem related to day to day activities
- **Activity-2:** Making a **degree clock** by paper folding (linking circles, angles and time).




NOVEMBER

Topic	Contents with Teaching Aids/ Methodology	Learning Outcomes
<p>Unit - 9 Fractions</p>  <p>SDG Goals:- Goal-4 Quality Education Goal -3 Good Health and well being Goal-10 Reduced Inequalities.</p>	<p>Brief overview of fractions using review exercise</p> <ul style="list-style-type: none"> • Art Integration-1 Concept of equivalent fractions using strip activity and fraction kit/ Fraction disc. • Equivalent fraction using cross multiplication method (by making Butterfly) • Understanding types of fractions with their definitions. • Express division as sum- Division of whole numbers with answers as fractions • Activity-1 Convert an improper fraction into mixed fraction and vice versa- using Fraction kit • Real life examples of different types of fraction. 	<p>Students will be able to understand</p> <ul style="list-style-type: none"> • Concept of equivalent fractions • find missing numerator or denominator of Equivalent Fractions. • Check for equivalence of two fractions • Types and fractions with their example in real life • Expressing fraction as division sum • Converting mixed fractions into improper and vice versa 
<p>Unit-11 Perimeter</p>  <p>SDG GOALS:- GOAL-9 Industry, Innovations and Infrastructure. Goal – 15 Life on land</p>	<ul style="list-style-type: none"> • Art Integration-1 Making of photo frame border and decorating it to understand the concept of Perimeter. • Concept of Perimeter by touching the boundary of objects(Closed/open) • Activity-1 Perimeter using geo board, graph sheet and measuring sides. • Developing formula of square and rectangle by measuring its sides. • Activity-2 measuring sides and then finding the perimeter of objects like handkerchief, top of desk, page of notebook carom board, ludo board etc. • Finding Perimeter of different pictures Using thread, measuring tape 	<p>Students will be able to</p> <ul style="list-style-type: none"> • Understand the Concept of perimeter and its terms • Differentiate between closed and open figures • Calculate perimeter of given figures 2 D shapes as well as irregular shapes. • How to compute formula of perimeter of square and rectangle. • Apply the concept of perimeter in their daily life situations. • Comparison between Area and Perimeter <p>Intro to Perimeter</p> 

DECEMBER

Topic	Contents with Teaching Aids/ Methodology	Learning Outcomes										
<p>Unit-12 Area</p>  <p>SDG Goal:- Goal-7 Affordable and Clean energy Goal-9 Industry innovation and infrastructure. Goal-15 life on land Goal-11 Sustainable Cities and communities.</p>	<ul style="list-style-type: none"> ● Art integration-1 Difference between area and perimeter using Graph sheet. ● Art Integration-2 Compare AREA and perimeter of different shapes ● Activity-1 Best unit of measuring area and developing that questioning that why square is the best unit? Why not coins? Why not triangles? BRAIN STORMING to be done. ● Computation of formulas of area of rectangle and square using graph sheet.(using YouTube videos) ● Word problems related to area. <p>Activity-2 Making a robot & calculating Area of its Hands, Stomach etc..</p>	<p>Students will be able to:</p> <ul style="list-style-type: none"> ● understand the surface of closed figures-squares and rectangles ● understand the unit of measuring Area ● calculate area by counting squares ● understand usage of graph sheet as a tool to calculate area ● Explores the perimeter of simple geometrical shapes in terms of different 2D shapes as a unit. ● Real life usage of area <table border="1" style="margin: 10px auto;"> <thead> <tr> <th style="color: red;">Side</th> <th style="color: red;">Area</th> </tr> </thead> <tbody> <tr> <td>mm</td> <td>sq. mm or mm²</td> </tr> <tr> <td>cm</td> <td>sq. cm or cm²</td> </tr> <tr> <td>m</td> <td>sq. m or m²</td> </tr> <tr> <td>km</td> <td>sq. km or km²</td> </tr> </tbody> </table>	Side	Area	mm	sq. mm or mm ²	cm	sq. cm or cm ²	m	sq. m or m ²	km	sq. km or km ²
Side	Area											
mm	sq. mm or mm ²											
cm	sq. cm or cm ²											
m	sq. m or m ²											
km	sq. km or km ²											
<p>Unit -13 Volume</p>  <p>SDG Goal:- Goal -3 Good health and well being. Goal -14 Life Below Water</p>	<ul style="list-style-type: none"> ● Art Integration-Introduction of the concept with story of THIRSTY CROW ● Concepts of solids and how they occupy space ● Volume depends upon outer physical objects by comparing same things of different sizes. ● Activity -1 Why Cube is best unit of measuring volume- Using VOLUME model and marbles. ● Activity 2-Volume using counting of cubes-ISOMETRIC sheet ● Volume of cube and cuboids using formula ● ***Foldable to be created on all formula's***** 	<ul style="list-style-type: none"> ● Understand concept volume and solids ● Cube is the best unit of measuring volume ● Identify dimensions of solid (l,b,h) ● Understand Isometric sheet ● Understand volume of cube & Cuboid <p>Compare perimeter, Area & Volume</p>										

JANUARY

Topic	Contents with Teaching Aids/ Methodology	Learning Outcomes
<p>Unit-14 Fun with Patterns</p>  <p>SDG Goals:- Goal -9 Industry Innovation and Infrastructure Goal -3 Good Health and well being</p>	<ul style="list-style-type: none"> ● Art Integration-1 Types of patterns using Frayer's method ● Patterns around us and by observation ● ACTIVITY-1 Geometric patterns, number patterns, Alphabetical patterns, Creating their own patterns ● Art integration-2 Developing tricks to solve magic square, lolly pop game and number tower by following the rules. ● Activity-2 Creating pattern using Rangometry-scrap book¹⁶ 	<p>Students will be able to</p> <ul style="list-style-type: none"> ● Recognize patterns in real life ● Create their own patterns ● Define different types of patterns ● Understand magic square, number tower, lolly pop game


Month	Topic	Activities	Material Required ***NO SCISSOR****
April	Numbers up-to 9,99,999	<ol style="list-style-type: none"> 1. Art Integration-1 Numbers on Abacus using Bindi's 2. Art Integration-2 Period Ham burger chart as shown in book 3. Activity-1 Expanded form using paper folding 4. Activity-2. Number story 5. Activity-3 Wall hanging 	<ul style="list-style-type: none"> ❖ Bindis, Ruler ❖ colors ❖ A-4 Sized sheet , sketch pen, ❖ Sheets & sketch pens ❖ Sheets, fevistick, sketch pens, thread,
May-July	<p>Addition & Subtraction</p> <p>Multiplication</p> <p>Division</p>	<ol style="list-style-type: none"> 1. Art Integration 1-Addition and Subtraction web charts and Grid. 2. Number Spider on Addition and Subtraction 3. Art Integration -2 Subtraction Rhyme. 4. Activity-1 Playing chain game. 5. Activity-2 Flash cards activity. 6. Art Integration-1 Multiplication Web chart 7. Art Integration 2- Property of Zero, One, & Change of order. 8. Activity-1 Matka game. 9. Art integration-1 Foldable on Division family steps 10. Activity-1 Division ROLE play and Matka games for tables. 	<ul style="list-style-type: none"> ❖ Colors ❖ Colors ❖ Sheets & sketch pens. ❖ Colors ❖ Cut out of zero, one and two cars, FEVISTICK. ❖ Pot/ Matkas & slips. ❖ Cutout of burger to explain steps, FEVISTICK. ❖ Pairing and grouping of kids
August	<p>Length</p> <p>Weight</p> <p>Capacity</p>	<ol style="list-style-type: none"> 1. Art Integration-1 Drawing of objects under different units of length & its terms. 2. Activity-1 Measuring objects using hand span and using inch tape/ruler. 3. Activity-2 Foldable of conversion of units. 4. Art Integration-1 Drawing of objects under different units of weight. 5. Activity-1 Measuring weight of eraser and different objects using beam balance and weight machine. 6. Activity-2 Foldable conversion of units. 7. Art Integration-1 Drawing of objects under different units of Capacity. 8. Activity-1 Measuring water and other liquids using beakers. Activity-2 Foldable conversion of units. <p style="text-align: center;">Interdisciplinary Activity</p>	<ul style="list-style-type: none"> ❖ Colors ❖ Objects to measure, inch tape and ruler. ❖ Color sheets & sketch pens. ❖ Colors ❖ Beam Balance, Objects. ❖ Sheets & sketch pens. ❖ Colors ❖ Beakers, Water, Sponge ❖ Sheets & sketch pens.
October	Angles	<ol style="list-style-type: none"> 1. Art Integration-1 Making of angles using arrow, titch button. 2. Art integration-2 Angles using toothpicks. 3. Activity-1 Foldable on types of angles 4. Activity-2 Angles in alphabets and numbers 	<ul style="list-style-type: none"> ❖ Arrow cut outs, Fevistick, colors, titch buttons. Toothpick, fevistick & sketch pens. ❖ Colors & sheets.

November	Time and Calendar	<ol style="list-style-type: none"> 1. Art Integration-1 First Poem 2. Art integration-2 24hour clock & its conversion 3. Activity-1 Foldable of understanding relationships. Activity-2 Degree clock 	<ul style="list-style-type: none"> ❖ Clock cutout, Fevistick Colors ❖ Sheet, colors, Fevistick
	Fractions	Art Integration -Equivalent Fractions using strips	<ul style="list-style-type: none"> ❖ Sheet, colors, Fevistick
	Perimeter	Finding Perimeter using thread	Thread, 5 objects cuttings pasted in scrap book & glue
December	Area	Counting of squares on graph sheet Also counting the boundary of the same figure to find the Perimeter.	<ul style="list-style-type: none"> ❖ Graph sheets, glue ❖ 8 Rectangular strip cuttings of equal size, glue, colors
	Volume	<ul style="list-style-type: none"> • Drawing Picture of Thirsty Crow story • Drawing and Counting of cubes using isometric sheet 	Colors and sheet Isometric sheet, glue
January		Winter Holiday Homework & Interdisciplinary Activity	

Interdisciplinary Activity- Fun with Math

First Term Activity

me" as shown in the image. Select questions from below list
 Number of letters in my name & divide that by one
 The house number in which I live and writing its number name
 My birthday date & in which quarter of year does it fall?
 My height in inches
 Number of teeth I have- Write One Multiplication fact about it.
 Your postal code
 Number of family members in house, if it is even, add 1 and if it is odd add 2 to the number
 One more math fact about family
 My weight is ___ & convert it into grams
 I am ___ year old. After 5 years your age will be?
2. Write five lines about yourself and add describing words
 (adjectives) in it.

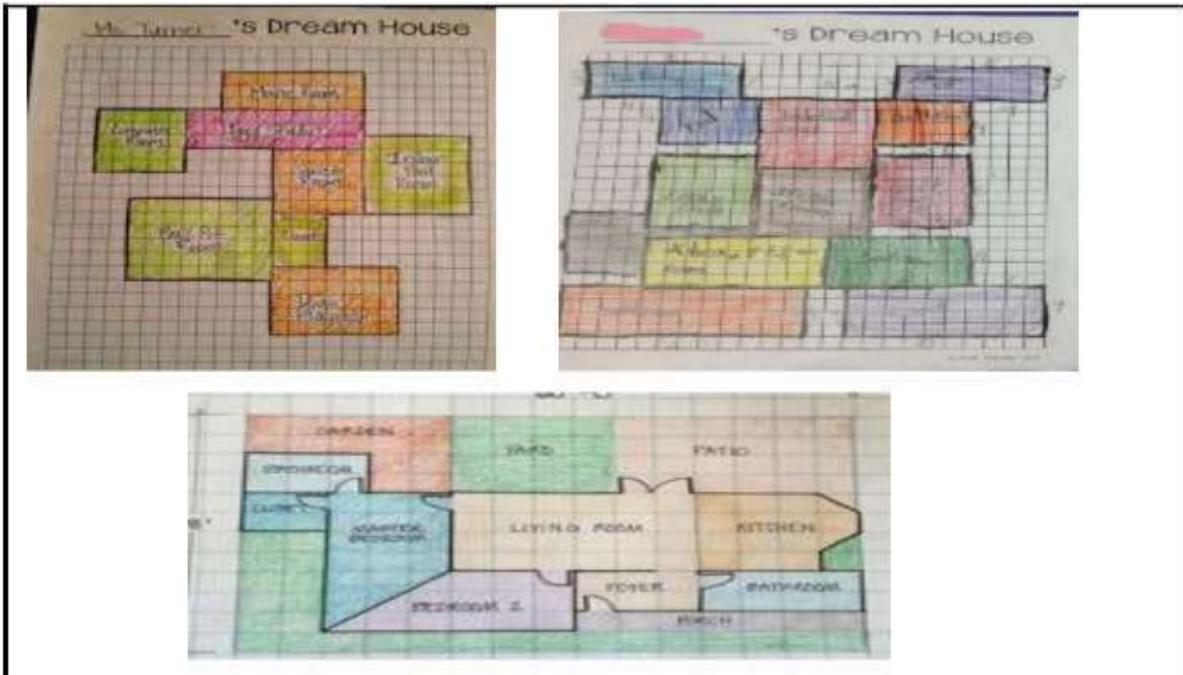


SECOND TERM ACTIVITY

Plan your Dream house on graph sheet as shown in the picture.

1. Find the Area and Perimeter of each rooms and then find the total Area and perimeter of your dream house. (taking 1 square as 1 square unit).
2. Paste the graph on A-3 size sheet. Also, write Area and Perimeter of different rooms on the side of the same sheet.
3. Use only 1 graph sheet for this activity.

Note:- submission is compulsory. Marks will be given for the same.



Holiday Homework

❖ SUMMER BREAK HOMEWORK

1. Do one question of each operation $+$, $-$, \times , \div by using 4-5 digit numbers in a separate notebook for 15 days (date wise)
2. Recite and learn multiplication tables 2 to 20 by heart and write tables 12 to 20 in your maths notebook.
3. Revise Unit 1 and 2 for the Periodic Test -1.
4. Make a beautiful chart of any Maths topic of your own choice on A-3 size sheet.
- 5.

Make a colourful bouquet of flowers of multiplication table of 12 to 15 using coloured cards, ice-cream sticks or any other article (refer to the example below)



Make At least 3 tables.

OR

5. Make your own story based on any one of the math topic you have studied till yet.

- Give an interesting title to your story.
- Make your story beautiful and creative using colors, pictures / drawings.
- You can choose your favourite cartoon characters for the story.
- Also, frame 2-3 question based on the story.
- Use A-4 size sheet.
- Do not copy from internet.

NOTE:- submission is compulsory. Marks will be given for the same.

❖ WINTER BREAK HOMEWORK

Represent aquatic life based on the concept of fractions using fractional parts (whole, half, quarter etc.) on an A-3 sized coloured pastel sheet. The same can be made with fractional cut outs of origami / pastel sheet.



ACADEMIC PLANNER (2023-24)

GENERAL SCIENCE


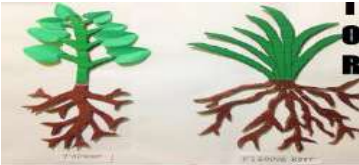

CLASS -IV



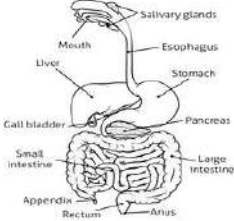


Objectives of teaching Science-

- To foster the child's natural curiosity.
- To make the use of science in day-to-day life.
- To develop scientific approach to problem solving skills.
- To understand ways of preserving natural resources.
- To learn about plants and animals through interaction with immediate environment.
- To empathize with all living beings.
- To develop neat and orderly habits.
- To build a scientific vocabulary.
- To explore ways of protecting environment.
- To develop critical and analytical thinking
- To encourage children towards sustainable development.
- To guide children towards understanding key scientific concepts.



APRIL



TOPIC	Teaching Aids/Methodology	Learning outcome
<p>L-2 Plants Parts of the plant and their functions. Types of root(tap & fibrous)</p> <p>Special roots and their functions</p> 	<ul style="list-style-type: none"> - Garden visit. -Explain parts of a plant by using realia -Demo on tap root and fibrous root. -Video showing special roots and their functions. Hands on activity - Making model of tap root and fibrous root using waste material.  <ul style="list-style-type: none"> -Scrapbook activity Collect and paste the pictures of different plants having different types of roots from magazines, books etc. Web chart on –i) types of root. ii) Special functions of root. <p>Awareness-SDG-15 life on land</p> 	<p>Learners will be able to-</p> <ul style="list-style-type: none"> -Recall parts of a plant and explain their functions. -Differentiate between tap and fibrous root. -Enhance observational skills. -Understand the different functions of roots. <p>Value inculcated- Joy of giving like plants.</p>



MAY

TOPIC	Teaching Aids/Methodology	Learning outcome
<p>L-1 My Body</p> <p>External and internal organs Digestive System Mouth Definition of digestion Different parts of digestive system and their location and functions</p>  <p>Importance of eating clean and fresh food</p>	<ul style="list-style-type: none"> - Identify and classify the pictures (organs) given in power point presentation as external and internal organs. - Mind map on different types of teeth and their functions. - Hands on activity - Clay/peanut model of human denture. (scrapbook activity)  <ul style="list-style-type: none"> - Demonstration of how to brush our teeth. - Video showing different parts of digestive System. - Fusing with definition. - Slogan writing on good eating habits. <p>Awareness-SDG 3- Good health and well being</p> 	<ul style="list-style-type: none"> - Cite examples of Internal and external organs. - Identify different types of teeth. <p>Identify and explain parts of Digestive system and their role.</p> <ul style="list-style-type: none"> - Understand the process of digestion. Define various terms related to Digestive system. - Adopt healthy and clean way of living. - Value learnt- Sharing is caring. Safe eating habits


JULY



TOPIC	Teaching Aids/Methodology	Learning outcome
<p>L-3 Flowers and fruits</p> <p>Importance of flowers</p> <p>Differentiate between a bud and a flower</p> <p>Seasonal flowers</p>  <p>Uses of flowers</p> <p>Parts of a flowers</p> <p>Seasonal fruits and their uses</p>	<p>Observe different picture of flowers given in the book.</p> <p>-garden visit and observation of flower and bud.</p> <p>-Demo by using real aid.</p> <p>-Showing videos on flowers and fruits and their uses.</p> <p>- Tabulate the given fruits based on number of seeds.</p> <p>-Activity -Flower bookmark making or Fruit carving.</p>  <p>-Discussion on importance of fruits and flowers.</p>	<p>- List different flowers and fruits.</p> <p>-Recognize seasonal flowers and fruits and name them.</p> <p>-Classify summer and winter flowers and fruits.</p> <p>-Compile uses of flowers and fruits.</p> <p>Value inculcated- Develop sensitivity towards flowers and not pluck /hurt them</p>

TOPIC	Teaching Aids/Methodology	Learning outcome
<p data-bbox="115 491 451 527">L-4 Plants around us</p> <p data-bbox="102 611 513 747">Definitions Habitat, Terrestrial plants and aquatic plants</p>  <p data-bbox="115 1192 513 1283">Adaptations of terrestrial plants</p> <p data-bbox="115 1780 477 1822">Adaptations of aquatic</p>	<p data-bbox="594 527 946 569">Introductory activity: -</p> <ul data-bbox="594 604 1089 1167" style="list-style-type: none"> -Classify the given pictures according to the places where they grow. -Video - Story of a Lost plant (explain different habitats) <p data-bbox="607 877 976 919">Fussing with definition.</p> <ul data-bbox="594 957 1097 1335" style="list-style-type: none"> -Web chart on terrestrial Plants and aquatic plants. -Video showing different adaptations of terrestrial plants and aquatic plants. -Make a model of cactus plant using clay/dough and toothpicks  <ul data-bbox="607 1545 1097 1860" style="list-style-type: none"> - Web chart on aquatic plants. -Video showing adaptations of aquatic plants. - Hands on activity using tomato and a potato in a bowl of water to show how aquatic plants float on 	<p data-bbox="1154 491 1438 625">Classify plants according to their habitats.</p> <ul data-bbox="1138 663 1511 1514" style="list-style-type: none"> -Analyze how plants adapt according to their surroundings. -Define –habitat, adaptations, terrestrial plants, aquatic plants etc. -Differentiate between floating aquatic plants and fixed aquatic plants. -Explain the harmful effects of weeds. -Understand how air-filled cavities help aquatic plants to float on water. <ul data-bbox="1138 1545 1511 1839" style="list-style-type: none"> -Acquire knowledge about cultivation of Plants. Cultivation of plants. -Differentiate between weeds and cultivated plants

<p>plants</p> <p>Cultivated plants Weeds ploughing</p>  <p>Steps of farming</p>	<p>water.</p> <p>-Video showing cultivation of plants.</p> <p>Sequencing the steps of farming.</p> <p>Awareness-SDG 15- life on land</p> 	<p>-Appreciate the beauty of nature</p> <p>Value learnt- Patience and Diligence (like a farmer has).</p>
--	--	--

AUGUST

TOPIC	Teaching Aids/Methodology	Learning outcome
<p>L-8 Water scarcity and water conservation</p> <p>Uses of water in day-to-day life</p> <p>Why earth is known as blue planet</p> <p>Differentiate between fresh and sea/ocean water</p> <p>Factors causing shortage of water</p> <p>Water conservation</p>	<p>Activity-Show uses of water - By using ice-cream sticks and cut outs of water drops.</p> <p>-identify pictures of natural sources and saltwater sources.</p> <p>-Video showing factors water shortage</p> <p>- Web chart on factors causing water scarcity.</p> <p>-Fussing with definition.</p> <p>-Explain through pictures</p> <p>- Survey –Uses of water at homes</p> <p>-Water conservation week</p> 	<p>-Cite examples of various sources of water</p> <p>-differentiate between fresh and sea water.</p> <p>-Infer factors causing shortage of water.</p> <p>-Understand the need of conserving water on planet earth.</p>



<p>Ways of water conservation in daily life</p> <p>Ways of large –scale water conservation</p> <p>Dams</p> <p>Rain water harvesting</p>	 <p>celebration</p> <p>-Video on irrigation of fields</p> <p>-Model of sprinklers /bottle fountain</p> <p>-PPT on uses of dams</p> <p>-Poster on water conservation</p>  <p>Awareness-SDG 6 –Clean water and Sanitation</p>	<p>-Understand methods of rainwater harvesting.</p> <p>-Value inculcated-</p> <p>Saving every single drop of water</p>
---	---	--

SEPTEMBER

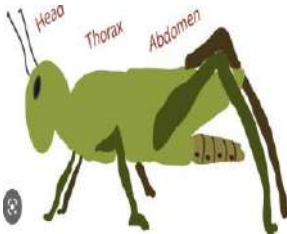

REVISION FOR FIRST SEMESTER

EXAMINATION

OCTOBER

TOPIC	Teaching Aids/Methodology	Learning outcome
 <p>L-5 Birds – Beaks And claws</p> <p>Beaks and their use Types of beaks</p> <p>Definition- preening</p>  <p>Birds of prey</p> <p>Feet & claws and their use</p> <p>Types of claws</p>	<p>-Introduction by using different food items and the tools we use to eat them. For example-To eat noodles we use a fork not a spoon.</p> <p>-Video showing uses of beak.</p> <p>-Explain different types of beaks through pictures given in the ppt.</p> <p>Web chart on types of beaks</p> <p>-Fussing with definition.</p> <p>-PPT on different types of claws and their uses.</p> <p>-Web chart on types of claws and their uses.</p> <p>-collage on different beaks and claws worksheet on scrapbook.</p> <p>Awareness-SDG15</p> <p>- life on land</p>	<p>-Identify birds around.</p> <p>-Classify the birds according to their beaks and claws.</p> <p>-Inculcate bird watching as a habit.</p> <p>-Match the beaks and claws with the bird Suggest ways to adapt with the environment/habitat.</p> <p>Value inculcated- To keep the environment clean like birds. (vulture)</p>



NOVEMBER


TOPIC	Teaching Aids/Methodology	Learning outcome
<p>L-6 Insects</p> <p>Names of insects</p> <p>Special features of insect</p>  <p>Pollination</p> <p>Social insects</p> <p>Definitions-</p> <p>i) Apiculture</p> <p>ii) Sericulture</p> <p>iii) drone</p> <p>iv) nectar</p> <p>Useful insects</p> <p>Honeybees</p>	<ul style="list-style-type: none"> -Look at the pictures and name the insects. -Explain through PPT. -Activity-Make a model of insect by using cut outs and labels its parts. -Video showing pollination -Explain through pictures given in the ppt. -Fussing with definition. Explain how honeybees make their comb and store honey in the comb through diagram. -Activity-Making a honeycomb by using paper strips.  <ul style="list-style-type: none"> -Video showing how silk moth weaves the cocoon and how silk is obtained from it. -Explain through ppt. Explain through video and by showing pictures of harmful insects. 	<ul style="list-style-type: none"> -List the name of different Insects. -Identify different parts of an insect and its special features. Enhance vocabulary. -Explain the process of Pollination. -Define important terms. Develop the habit of teamwork. -Differentiate between Harmful insects and Useful insects and list them. List and practice various ways to protect self from harmful insects. -Relate the knowledge of Harmful and useful insects in daily life. -Value inculcated- Every life form is important in nature.

<p>Silk moth</p> <p>Lac insects</p> <p>Lady bird beetle</p>	<p>- Class quiz</p> <p>-Scrapbook Activity-Paste four wrappers/bands/ realia of different types of mosquito repellent used to protect ourselves from mosquito bite</p> 	
---	--	--

DECEMBER





Topic	Teaching Aids/Methodology	Learning Outcome
<p>L-7 Food</p> <p>Food items we get from Plants and animals.</p> <p>Nutrients</p> <p>Classify the food based on the functions (food groups)</p> <p>Vitamins and minerals (sources</p>	<p>Introduction through activity</p> <p>Classify the pictures given pictures and paste it under the correct heading.(plant product animal product)</p> <p>-Fussing with definition.</p> <p>-Web chart.</p> <p>Demonstration by using realia.</p> <p>-Explain through ppt and video.</p> <p>-Interactive session on the importance of balanced diet.</p> <p>-Fussing with definition</p>	<p>-Identify different nutrients present in different food items.</p> <p>-Categorize food as body Building food, energy giving food, protective food.</p> <p>Internalize and practice healthy food habits.</p> <p>-Develop interpersonal and communication skill</p>

<p>and functions) Other Essentials (roughage and water) Balanced Diet</p> <p>L-9 Safe Handling and Storage of water</p> <p>Importance of water for our body</p> <p>Potable Water</p> <p>Need for safe drinking water</p> <p>Methods of purification of water</p>	<p>Activity- 1. Plate a dish (balanced diet)</p>  <p>2.Sorting activity (Roughage) Fusing with definition. -Awareness SDG-3 Good Health and well being</p>  <p>-Activity- Glass watch (Clean and unclean water). -Interaction -Demonstration of different methods of purification of water. -Activity- Make a model of traditional filter by using plastic bottle, sand, gravel, charcoal,</p> 	<p>Value learnt-Making wise and healthy food choices. (According to season, age, ailment etc.)</p> <p>Reason out for drinking safe and clean water. Compile various methods of purification of water. -Distinguish between Filtration and Chlorination. -Show sensitivity towards Surroundings in which we live. Acquire knowledge of</p>
--	--	---

<p>Need for avoiding stagnation of water Ways of proper storage and handling of drinking water</p>	<p>Video showing how stagnant water helps in breeding of mosquitoes and spreading diseases.</p> <p>Power point presentation on storage and handling of water.</p> <p>-Draw/paste pictures of ways of safe handling of drinking water. -Make a rap (safe handling of water)</p> <p>Awareness-SDG 6 –Clean water and Sanitation</p> 	<p>safe handling and storage of water.</p> <p>-Value inculcated- Being observant. (Regarding proper disposal of wastewater).</p>
--	--	--

JANUARY

TOPIC	Teaching Aids/Methodology	Learning outcome
<p>L-10 Water Pollution</p> <p>Natural sources of water</p> <p>Definition of polluted water, pollutants and</p> <p>Water pollution</p> <p>Causes of water</p>	<p>Explain by showing pictures of different sources of water. -Fussing with definition.</p> <p>-Interaction</p> <p>-Video on causes of</p>	<p>-List different natural sources of water.</p> <p>- Analyze the importance of water in our body.</p> <p>-List the causes of water pollution.</p>

<p>pollution</p>   <p>Effects of water pollution</p> <p>Prevention of water pollution</p>	<p>water pollution and harmful effects.</p> <p>- Activity- preparing textured/ printed sheets using oil spills</p>  <p>-Explain through discussion.</p> <p>-Activity- Collect any five pictures related to water pollution from newspaper, Magazine, internet etc and paste them on A-4 size sheet and write a slogan to stop water pollution.</p> <p>Scrap book-Paste water filter pictures available near your market.</p> <p>Awareness-SDG 6 –Clean water and Sanitation</p> 	<p>-Compile the possible solutions to prevent water pollution.</p> <p>-Value inculcated</p> <p>Internalize environment friendly habits and going green.</p>
--	---	---

FEBRUARY

Revision for Annual Examination.

SUMMER HOLIDAY HOMEWORK

1. Make a model of digestive system by using cut-outs or waste material.
2. Collect information about any five medicinal leaves or plants found in your neighborhood. Dry the leaves and paste them on scrap book. Write few lines about them.
3. Make a beautiful chart on A3 sheet on any Science topic of your choice.
4. Read NCERT Text book for class IV.

WINTER HOLIDAY HOMEWORK

1. Make a poster on SDG 6 –Clean water and Sanitation on A3 sheet.
2. Cut and paste any five types of insects on scrap book and write few lines about them.

SOCIAL SCIENCE

Academic year (2023 – 2024)

Class IV

Objectives of teaching Social Science:

1. To understand our rights and duties as a citizen of India and obey law and order.
2. To inculcate love and respect for the country.
3. To learn how to care for self and others.
4. To develop the spirit of brotherhood.
5. To develop respect for rights and opinions of others.
6. To develop the sense of social responsibility.
7. To develop appreciation of other communities and nationalities.
8. To recognise the importance of leisure time activities.
9. To appreciate the diversity while respecting self and others.
10. To understand the importance of working in harmony.
11. To explore the joy of sharing and strive towards a common goal.
12. To stimulate power of observation.
13. To explore ways of protecting the environment.
14. To respect the National Heritage.

APRIL

Topic	Teaching aids/Methodology	Activity	Learning Outcome
Ch-1 Family Relationships SDG – 4 Quality education.	<ul style="list-style-type: none">• Discussion– Types of families• Reading and explanation.• Discussion on Role of each member.• Draw nuclear and joint family.	<ul style="list-style-type: none">• Activity: Role Model	<ul style="list-style-type: none">• To be able to use their gross and fine motor skills.• To develop a sense of belongingness towards family• To identify oneself as a

SDG -3 Good health and well being.			<p>member of the family.</p> <ul style="list-style-type: none"> ● To understand the importance of family. ● To identify the factors responsible for the changing family fibre. ● To understand the hierarchy in a family
<p>Ch-2 Sensitivity Towards Others</p> <p>SDG – 4 Quality Education</p> <p>SDG -10 Reduced Inequalities</p>	<ul style="list-style-type: none"> ● Reading and explanation. ● Draw the sign language. 	<ul style="list-style-type: none"> ● Activity: One day of “their” Life (Living the life of differently abled). ● Braille Reading activity 	<ul style="list-style-type: none"> ● To develop caring attitude towards others by watching their parents. ● To define the terms like sign language and Braille. ● To sensitize children towards special people/others.

May

Topic	Teaching aids/Methodology	Activity	Learning Outcome
Ch-3 Celebrating our Diversity	<ul style="list-style-type: none"> ● Discussion on ‘Unity in Diversity. Respect for 	<ul style="list-style-type: none"> ● Make a colourful poster on any one festival 	<ul style="list-style-type: none"> ● Generalise that diversity creates

<p>SDG – 16 Peace Justice and Strong Institutions.</p>	<p>each and every one.’</p> <ul style="list-style-type: none"> • Reading and explanation. 	<p>focusing on the traditional food/costume.</p>	<p>variety and richness which makes our culture unique.</p> <ul style="list-style-type: none"> • To appreciate the value of celebrating festivals together. • To inculcate a sense of pride for Indian culture, music, dance etc. • Understand that each region or community celebrates marriage in its own way.
--	--	--	---

July

Topic	Teaching aids/Methodology	Activity	Learning Outcomes
<p>Ch-4 An Ideal Home</p> <p>SDG – 11 Sustainable</p>	<ul style="list-style-type: none"> • Discussion on features of an ideal home. • Reading and explanation. 	<ul style="list-style-type: none"> • Activity: Compost Making at home. • Draw an ideal home highlighting its features. 	<ul style="list-style-type: none"> • To sensitise children towards their surroundings. • Explain the features of an ideal home.

<p>cities and communities.</p> <p>SDG – 3 Good health and wellbeing.</p>	<ul style="list-style-type: none"> • Web Chart of Ideal home 		<ul style="list-style-type: none"> • To make them more conscious about cleanliness, ventilation and sanitation in and around their homes. • To develop the feeling of responsibility towards society.
<p>Ch-5 Bricks and Bridges.</p> <p>SDG – 9 Industry innovation and Infrastructure.</p> <p>SDG – 12 Responsible consumption and production.</p>	<ul style="list-style-type: none"> • Reading and explanation. • Class Discussion. 	<ul style="list-style-type: none"> • Brick making activity. • Drawing different types of bridges. • Making bridges from waste material. 	<ul style="list-style-type: none"> • Acquire the knowledge of brick making process. • To make them aware of modern construction materials. • To exemplify the various kinds of bridges and understand their construction.

AUGUST

Topic	Teaching aids/Methodology	Activity	Learning Outcomes
<p>Ch-6 Waste Management.</p>	<ul style="list-style-type: none"> • Draw the list of things which are thrown away as garbage or 	<ul style="list-style-type: none"> • “Kabad se Jugad” (Make any creative thing using 	<ul style="list-style-type: none"> • Explain waste material and its hazards for human beings. • To identify the source of

<p>SDG – 12 Responsible consumption and production.</p> <p>SDG – 13 Climate action.</p>	<p>waste in your house every day.</p> <ul style="list-style-type: none"> • Reading and explanation. 	<p>the waste material).</p> <ul style="list-style-type: none"> • Reuse the old notebooks to make attractive letter pads. • Drawing of blue and green dustbin. (in your notebook.) <p>Identifying the materials that are thrown in each of them.</p>	<p>waste in the house.</p> <ul style="list-style-type: none"> • To develop the importance of reduce, recycling and reuse. • To make them aware of biodegradable and non-biodegradable waste. • To explain the different methods of disposal of non-biodegradable wastes. • To classify these wastes as biodegradable and non-biodegradable.
---	--	--	---

SEPTEMBER

Revision and First Semester Examination

OCTOBER

Topic	Teaching aids/Methodology	Activity	Learning Outcome
Ch-7 The Works We Do	<ul style="list-style-type: none"> • Identification of various kinds of occupation. 	<ul style="list-style-type: none"> • Draw the pictures to differentiate between 	<ul style="list-style-type: none"> • Identification of various kinds of occupation.

<p>SDG – 5 Gender Equality</p> <p>SDG -8 Decent work and economic growth.</p>	<ul style="list-style-type: none"> • Reading and explanation of the chapter. • Understand the different types of labour and its importance. 	<p>manual labour and intellectual labour.</p> <ul style="list-style-type: none"> • Role play of unskilled, skilled and professional occupations. 	<ul style="list-style-type: none"> • Understand the concept of Dignity of Labour. • List the new occupation of recent times.
<p>Ch-8 Leisure Time</p> <p>SDG – 03 Good health and wellbeing.</p> <p>SDG – 5 Gender Equality</p>	<ul style="list-style-type: none"> • Reading and explanation. 	<ul style="list-style-type: none"> • Make your own indoor game and also mention the rules and regulations. • Draw indoor and outdoor games. 	<ul style="list-style-type: none"> • Define leisure time and understand its importance for every human being. • List various activities of ancient and modern times. • Classify various games into indoor and outdoor games. • List the feature of indoor and outdoor games. • To develop a spirit of sportsmanship.

NOVEMBER

Topic	Teaching aids/Methodology	Activity	Learning Outcomes
Ch-9 Directions	<ul style="list-style-type: none"> ● Identification of directions. ● Reading and explanation. ● Draw a compass. 	<ul style="list-style-type: none"> ● Make a poster depicting different road signs. ● Direction game (pg. no. 70 in the book) 	<ul style="list-style-type: none"> ● To enable the children to know the different directions. ● Identify the compass and understand its importance. ● Understand the difference between map and sketch. ● To identify different states in different directions.
Ch-10 Travel and Tours. SDG – 13 Climate action SDG – 15 Life on land	<ul style="list-style-type: none"> ● Reading and explanation. ● Discussion – different types of tourism. ● Discussion on use of Credit and debit cards 	<ul style="list-style-type: none"> ● Brochure making. ● Itinerary making. 	<ul style="list-style-type: none"> ● Identify different types of tourism in India. ● Know about the various places of tourist attractions in India. ● Enlist the steps to improve tourism in India

			<ul style="list-style-type: none"> To make them aware of credit card to pay our bills.
--	--	--	---

DECEMBER

Topic	Teaching aids/Methodology	Activity	Learning Outcome.
Ch-11 Let us Travel SDG – 12 Responsible consumption and production. SDG -8 Decent work and economic growth.	<ul style="list-style-type: none"> Importance of transport in our life. Reading and explanation. Tracing environmental changes and finding ways to reduce vehicular pollution. 	<ul style="list-style-type: none"> Prepare a chronological album showing all the stages of development of means of transport from early man to the modern man. 	<ul style="list-style-type: none"> The learners will be able to understand the role of transport. Generalise the factors affecting the selection of transport. Differentiate between rural and urban transportation. To make them aware of the need to reduce the pollution.
Ch-12 Let us Communicate	<ul style="list-style-type: none"> Reading and explanation. Various means of Communication – Personal and Mass Communication. 	<ul style="list-style-type: none"> Draw pictures of modern means of communication. Radio Jockey Hunt 	<ul style="list-style-type: none"> Understand in detail the two types of communications – personal and mass. To make them aware of the

			<p>development in the means of communication.</p> <ul style="list-style-type: none"> ● Identify the criterion for the selection of means of communication. ● To enhance their speaking skills and increase their awareness regarding social issues.
--	--	--	---

JANUARY

Topic	Teaching aids/Methodology	Activity	Learning Outcomes
<p>Ch-13 India – Our Motherland</p> <p>SDG – 16 Partnership for goals.</p> <p>SDG – 17 Peace justice and strong institution.</p> <p>SDG – 15 Life on land</p>	<ul style="list-style-type: none"> ● Discussion on – Physical features of India. 	<ul style="list-style-type: none"> ● Showing physical features of India with pulses/clay. ● Define different landforms of India and also draw their pictures in the note book. 	<ul style="list-style-type: none"> ● Understand that India is a vast country. ● Learn the states, Union territories and their respective capitals. ● Recognise the physical features of India.

FEBRUARY

Revision for Annual Examination

HOLIDAY HOMEWORK

SUMMER

1. Prepare a chart (on A3 size pastel sheet.)
 1. Sign language (Roll no. 1-8)
 2. Festivals of India (Roll no. 9 -16)
 3. Different types of bridges (Roll no.17 -24)
 4. Biodegradable wastes and Non – Biodegradable wastes(Roll no. 25-32)
 5. Indoor and Outdoor games. (Roll no. 33- 40)
 6. Personal and Mass Communication. (Roll no. 41 and above)
- Revise the syllabus covered in April and May.
- “Festivals are a time of fun, frolic and family get together. Each festival gives us a message. Write down the name and the value that you learn from your favourite festival. (Do it on A3 size pastel sheets and also paste pictures.)

WINTER

1. Revise the topics covered in the second term.

General Knowledge (G.K)

The Main Objectives are:-

- To increase general awareness.
- To develop knowledge and generate curiosity.
- To stimulate observation skills.
- To develop problem solving skills.
- To inculcate newspaper reading habit.

April - Language and Literature
Pages 1 to 5

May - Language and Literature
Pages 6 to 11

July - Language and Literature
Pages 12 and 13

- Environment Around
Pages 14 and 15

August - Environment Around
Pages 16 to 22

September -Environment Around
Pages 23 to 26

Revision

October -World Around
Pages 27 to 32

November - World Around
Pages 33 to 38

December -Art and Culture
Pages 39 to 46

January - Math Magic
Pages 47 to 53

February - Math Magic
Pages 54 to 57

-Sports and Games
Pages 58 to 60

नैतिकशिक्षा(धर्म-शिक्षा)

सामान्य उद्देश्य—

- १• धर्म में रुचि पैदा करना
- २•नैतिक मूल्यों को ग्रहण कराना
- ३•छात्र छात्राओं को चरित्रवान बनाना
- ४•वैदिक मूल्यों की जानकारी कराना

प्रथम-सत्र अपैल

पाठ का नाम	शिक्षण विधि	उद्देश्य
१•प्रार्थना	सस्वर वाचन,सामूहिक गायन,प्रश्नोत्तर कराकर	सुखी होने की भावना को साकार करना।
२•आर्यसमाज	पाठ पढ़ाकरआर्य एवं समाज काअर्थ समझाकर,प्रश्नोत्तर	आर्यसमाज के प्रतिश्रद्धा उत्पन्न करना।
३•आर्यसमाज के नियम(३से६)	पाठ को पढ़वा कर,नियमो काअर्थ समझा कर,प्रश्नोत्तर कराकर	आर्य समाज के नियम याद कराना। जीवन मे नियमो का महत्व बताना।

मई-२०२१

पाठ का नाम	शिक्षण विधि	उद्देश्य
४•गायत्री मन्त्र और उसकाअर्थ	गायत्री का अर्थ समझा कर,गायत्री का शुद्ध उच्चारण,प्रश्नोत्तर कराकर	गायत्री जपके लाभ,एवं जप करने की विधि समझाना।

जुलाई

पाठ का नाम	शिक्षण विधि	उद्देश्य
५•परमात्माकहाँहै?	पाठ पढा कर,ईश्वर का रूप समझा कर	ईश्वर का सही ज्ञान कराना। परमात्मा के प्रति श्रद्धाभाव रखना।
६•समर्पण(ईश्वरतुम्ही दयाकरो)	गीत का सस्वर सामूहिक गान कराकर,प्रश्नोत्तर एवं भावार्थ	गीत को कंठस्थ कराकर कराना। ईश्वर के प्रति समर्पण भाव रखना।
७•सृष्टिकर्ता	पाठ पढाकर,सृष्टिकर्ता को समझाकर,प्रश्नोत्तर कराकर	संसार कैसे बनता है? कौन बनाता है? यह सब समझाना।

अगस्त

पाठ का नाम	शिक्षण विधि	उद्देश्य
८•शिव कौन है? मृत्यु क्या है?	पाठ पढाकर,शिव का सहीस्वरूप समझाकर,प्रश्नोत्तर कराकर	शिव का सच्चा स्वरूप बताना। शिव के प्रति श्रद्धा कराना।
९•दयानंद बाल प्रशस्ति(सारी दुनिया जगाई)	गीत को सस्वर बुलवाकर,जागृति का ज्ञान कराकर,गीत को याद कराके	दयानंद के प्रतिश्रद्धा रखना। उनके कार्यों को बताना।
१०• बालप्रतिज्ञा(दयानंद केवीरसैनिक)	गीत का सामूहिक गान कराकर पैदा कराना	संकल्प के प्रति जागरूकता।

सितम्बर

पुनरावृत्ति कार्य एवं परीक्षा

द्वितीयसत्र

अक्टूबर

पाठ का नाम	शिक्षण विधि	उद्देश्य
११• सत्य	पाठ पढाकर, कहानी द्वारा सत्य समझाकर, प्रश्नोत्तर कराकर	सत्य का स्वरूप बताना। सत्य को आचरण मेलाना।
१२• सहनशीलता दादू	पाठ पढाकर, सहनशीलता की कहानी सुनाकर प्रश्नोत्तर कराकर,	सहनशीलता की भावना को उत्पन्न करना।
१३• महाराजा रणजीत सिंह की उदारता	पाठ पढाकर, रणजीत सिंह की कहानी सुनाकर, प्रश्नोत्तर कराकर	उदारता को समझाना और जीवन में धारण कराना।

नवम्बर

पाठ का नाम	शिक्षण विधि	उद्देश्य
१४• प्रार्थना(हम बालकों की ओर भी)	भजन का सामूहिक गान कराकर, प्रश्नोत्तर कराकर	प्रार्थना का अर्थ बताना। प्रार्थना का लाभ समझाना।
१५• महावीर स्वामी	पाठ पढाकर, जीवन परिचय समझाकर, प्रश्नोत्तर कराकर	महापुरुष के प्रति उदारता एवं श्रद्धा उत्पन्न करना।
१६• महात्मा बुद्ध	बुद्ध की कहानी सुनाकर पढवाकर, प्रश्नोत्तर कराकर	चरित्र से प्रेरणा कराना। श्रद्धा उत्पन्न कराना।

दिसम्बर

पाठ का नाम	शिक्षण विधि	उद्देश्य
१७• महात्मागांधी	पाठ पढाकर,गांधीजी के बारे मे बताकर,प्रश्नोत्तर कराकर	गाँधीजी के कार्यों से अवगत कराना।
१८• महारानीलक्ष्मीबाई	पाठपढाकर,वीरताकीकहानी	वीरताएवंदेशभक्तिकी भावनाउत्पन्नकराना।
१९•पुष्पकीअभिलाषा	कविता का सामूहिकगान पुष्प का महत्व समझाना	जीवन मे पुष्प की महत्ता को बताना।
२०•शिष्टाचार	पाठ पढाकर,शिष्टाचार समझाकर	आचरण की महत्ता को बताना।

जनवरी

पाठ का नाम	शिक्षण विधि	उद्देश्य
२१• वशीकरण	कविता का सामूहिक गान कराकर	वशीकरण का महत्व बताना।
२२• सन्ध्या (१से१२मन्त्र)	शुद्ध उच्चारण कराकर	मन्त्रों को याद कराना।

फरवरी

पुनरावृत्ति कार्य एवं परीक्षा

ART AND CRAFT
SYLLABUS – 2023– 2024

CLASS – IV

APRIL – MAY

TOPIC	Methodology	Learning Outcomes
Blending oil pastels Calligraphy Doodling Warli Art	Art file, Oil Pastel Colours, Black Pen Art File, Mixed media	Students will learn form and rhythm in colours and lines. They will identify the illusion of depth in 2- dimensional art work.

JULY- AUGUST

TOPIC	Methodology	Learning Outcomes
Still Life Composition Poster Making Slogan Writing	Step by Step book, Oil Pastel Colours Discussion on recent issues of concern.	They will develop compositional techniques. This will create awareness regarding the problems and their solutions.

SEPTEMBER – OCTOBER

TOPIC	Methodology	Learning Outcomes
Perspective Landscape Composition	Step by Step book, Oil Pastel Colours Demonstration and Discussion to be held on perspective and its relevance with mathematics. Discussion to be held on the colour scheme.	Relation of mathematics with art is established and concept of topics like parallel lines are made easy. Students will develop compositional techniques such as perspective in art.

NOVEMBER – DECEMBER

TOPIC	Methodology	Learning Outcomes
Figurative Composition Cartoon drawing	Step by Step book, Oil Pastel Colours Simple figure drawing to be shown on the board. Emoticons to be shown.	Students will be able to analyse and apply the knowledge of the elements and principles of art. Observational skill will improve. They will learn to showcase emotion through art.

JANUARY – FEBRUARY

TOPIC	Methodology	Learning Outcomes
Animal composition Create your own composition	Step by Step book, Oil Pastel Colours Students will be narrated a story/situation and will recreate the scene.	Observational skills are enhanced by telling them to recall. Imaginary skill of the students will improve. Learning of English literature will be fun and easy.

CLASS- IV
SUBJECT- ICT

Learning Outcome	Methodology
Abilities	Variety of computer systems like desktop, laptop, tablet and smartphone- for Demonstration (through MS Teams)
1. Identify various components of computer system 2. Creative skills using Tux Paint software 3. LOGO- Geometrical shapes and drawings using LOGO 4. Getting acquainted with the Writer screen and identifying cursor. Create, save and open a document. Naming a file 5. Playing with cursor, Editing tools- Undo, Redo, Insert key for insert and overwrite. 6. Select character, word, sentence and paragraph. Use cut, copy and paste commands. Use of Home, End keys to navigate in a document. Use Find and Replace 7. Internet as a powerful tool	1. Topic based educational software 2. Tux Paint software (Open source) 3. LOGO 4. Open Office Writer (Open source) 5. Sample creative work

Month	Topic	Related Activity	Learning Objective
April	Computer-A machine 1.Information processing in Humans 2.IPO Cycle 3.Input Output devices 4. CPU and its organization 5.Concept of memory 6.Concept of Hardware & Software	List the various parts of computer available in the lab, classify them into Input, Process and Output and also write the use of each part.	➤ Appreciate the concept of Information processing by identifying Information processing of a child ➤ Identify various components of computer system with Input /Output devices, memory, CPU etc.
May	More on Tux paint 1.Components of Main Screen 2.Basic Tools (Paint, Line, Shapes, Text, Eraser) 3.Undo and Redo Button	Draw any object using basic tools.	➤ Develop creative analytical skills using Tux Paint software
July	Exploring tux paint 1.Magic tool 2.Stamp tool 3.Creating stories using Tux Paint	Create a moral story using different tools.	➤ Enhance creative analytical skills using Tux Paint software ➤ Develop appreciation for environment ethics-through stories
August	LOGO-I 1.Introduction to LOGO 2.Working with Turtle 3.Drawing with Logo 4.Logo Commands- FD,BK,RT,LT,CT,home	Draw the initial letter of your name using LOGO commands.	➤ Develop spatial and geometrical skills using LOGO ➤ Appreciate LOGO as a computer language

Month	Topic	Related Activity	Learning Objective
September	LOGO-II 1.ST, HT, PU, PD, Repeat 2.Drawing various shapes with LOGO	Draw any geometrical shape using Repeat command.	➤ Develop analytical and geometrical skills using LOGO
October	Writer-Getting Started 1.Concept of Open Source and Word processor 2.Using Open Office Writer 3.Basic Components of Writer Window 4.Saving and opening a saved document 5. Closing a file and Exiting office	Identify the toolbars and solve the given crossword.	<ul style="list-style-type: none"> ➤ Appreciate and understand the concept of Open Source ➤ Learn the concept of Word processing ➤ Get acquainted with the Writer screen and concept of cursor
November	Editing in Writer 1.Selection using cursor and commonly used selection keys 2.Use Editing tools- Deletion, Undo, Redo, Insert and use cut, copy and paste commands 3.Use Find and Replace option 4.Use of corresponding keyboard shortcuts	Type the given story and perform the following changes in it- 1.Capitalize heading of the story. 2.Using shortcut keys, copy the second paragraph of the story and paste it at the end of the document.	<ul style="list-style-type: none"> ➤ Navigating a document ➤ Selecting text using cursor ➤ Appreciate the use of edit tools ➤ Using Editing modes
December	Internet as a pool of information 1.Connectng to other computers through Internet 2.Use of Internet 3.Searching Internet 4.Search Engines 5.Validating searched information 6.Downloading searched information	Search the information on types of roots, copy and paste the information obtained in writer document.	<ul style="list-style-type: none"> ➤ Appreciate Internet as a powerful tool ➤ Connecting to the world through Internet ➤ Learn the use of Internet services-search tools ➤ Validating Information
January	Recapitulation of Second Term curriculum.		

VOCAL MUSIC 2023 – 2024

CLASS IV SYLLABUS

OBJECTIVES

- Participate as a member of group
- Sing simple songs in English and Hindi

Every class will begin with the chanting of 'OM' (Gayatri Mantra)

THEME CONTENT	TEACHING AID	METHODOLOGY/ ACTIVITY	LEARNING OUTCOME
APRIL: GAYATRI MANTRA, PRACTICE OF PRAYER (Itni shakti & Humko mann ki shakti dena)	HARMONIUM, TABLA	MEMORIZING THE SONG / SINGING	DEVELOPING SINGING SKILLS
MAY: * SEVEN NOTES (Sa, Re, Ga, Ma, Pa, Dha, Ni) & 5 ALANKARS *MANTRA (Asto maa sadgamyā & Om vishvani deva)	HARMONIUM, TABLA	SING THE NOTES INDIVIDUALLY	LEARNING THE SINGING SKILLS AND TAAL
JULY: SAARE JAHAN SE ACHHA & DAV GAAN & NATIONAL ANTHEM	HARMONIUM, TABLA	GET TO KNOW THE COMMUNITY SONGS and SCHOOL SONG	DEVELOPING RHYTHMIC SENSE & THE FEELING OF PATRIOTISM
AUGUST: VANDE MATARAM , SATRANGI RANGON SE SONG & HUM HONGE KAMYAAB	HARMONIUM, TABLA	*REFINE SINGING AND AAKARS *APPRECIATE GROUP LEARNING	ENJOY THE VARIETY OF SONGS
SEPTEMBER: *DAYANAND KE VEER SAINIK BANENGE *PRABHUJI BHENT DHARU KYA MAI TERI	HARMONIUM, TABLA, MANJIRA	APPRECIATE GROUP LEARNING	DEVELOPING THE AWARENESS ABOUT SWAMI DAYANAND

THEME CONTENT	TEACHING AID	METHODOLOGY/ ACTIVITY	LEARNING OUTCOME
OCTOBER: FOLK SONG & BHAJAN FOR VARIOUS COMPETITIONS	HARMONIUM, MANJIRA , DHOLAK	ENUNCIATE THE LYRICS	TRADITIONAL MUSIC AND COMPETITIVE NATURE
NOVEMBER: PREPERATIONS FOR INTERSCHOOL COMPETITIONS	HARMONIUM, TABLA	MORE AND MORE PRACTICE FOR PERFECTION	EXPOSURE AND EXPERIENCE
DECEMBER: SHAANTI PATH AND PREPERATION FOR SPORTS DAY AND ANNUAL FUNCTION	HARMONIUM, TABLA, MARACUS	MORE AND MORE PRACTICE FOR PERFECTION	EXPOSURE AND EXPERIENCE WITH NEW OPPORTUNITI ES
JANUARY: PREPRATION FOR REPUBLIC DAY CELEBRATION	HARMONIUM , TABLA	LEARN THE SONG AND SING IN CHOIR	PERFORMANC E AND STAGE EXPERIENCE
FEBRUARY: REVISION OF ALL THE PREVIOUS SONGS & TALENT HUNT	HARMONIUM, TABLA	PERFECTIONS	GARNISHED SINGING

CLASS- IV
2023-2024
SUBJECT- SPORTS

APRIL & MAY

Topic	Methodology/Activity	Learning Outcome
March Past Jogging & Running	<ul style="list-style-type: none"> Demonstration by teacher 	<ul style="list-style-type: none"> To build up stamina, flexibility and physically fit, healthy and strong. To build up stamina through March past and strong body
Physical Fitness Exercises	<ul style="list-style-type: none"> Demo by the teacher 	<ul style="list-style-type: none"> To build up physically fit

JULY & AUGUST

Topic	Methodology/Activity	Learning Outcome
Stretching like a tree (Tree Pose)	<ul style="list-style-type: none"> Activity: In this activity, the children should be made to stand erect, interlock the fingers and lift their palms up, over and head Inhale and stretch the arms above the head, while standing on their toes. Then, gently and slowly, start exhaling and lowering the heels back to its staring position. This is one round. Practiced at least two or three time in the morning and in the evening 	<ul style="list-style-type: none"> To help the children keep their spine straight To develop a sense of balance and focus with in them. 2-3 minutes stretching like a tree makes us grow tall
Agility, Balance and Coordination	<ul style="list-style-type: none"> Stanind kho-kho will be played by dividing children in groups. 	<ul style="list-style-type: none"> To be physically fit
50 & 100 meter race	<p>Children will stand in line. Teacher will show the running postiiion and will run. Class will be divided into four groups.</p> <p>Play ground, Lime powder.</p>	

SEPTEMBER & OCTOBER

Topic	Methodology/Activity	Learning Outcome
<p>Diet-Chart and Balance Diet</p> <p>Behaviour and Life skills</p> <p>Be responsible and safe</p> <p>Physical Fitness Exercises</p>	<ul style="list-style-type: none"> • Collection of nutritive and junk food. • Ask the question? 1-What is Balanced Diet? 2- What is the importance of proper diet? • Activity: Role Model • Divide the class into group (maximum eight) • On slip of paper let the students write example of times when kids of their age might feel disappointed or feel like a failure • DEMO and coaching by teacher 	<ul style="list-style-type: none"> • The best cahrt and presentaion will be applaud in the class. • Students will be divided into groups • To make oneself aware of the nutritive value of food items • To make students self aware of the nutritive value of food items • To make students aware of different types of emotions and correct way of handling. • To build up Physical fitness and skills

NOVEMBER & DECEMBER

Topic	Methodology/Activity	Learning Outcome
<p>Ball Throw and Basket Ball Throw</p> <p>Personal Hygience and Meditation</p> <p>Simple Pranayam and Mantra</p> <p>Physical fitness exercises: Football Basketball</p>	<ul style="list-style-type: none"> • Ground and Basket- Ball and Lime powder • Activity: Ball throw on the spot, and throw in basket ring Activity: Open your mouth Ha, Ha, Ha and clean your mouth, wash your hands, Nails. Closed your eyes and fold your hands. Meditation for 5 minutes in each P.T. Period The importance of yoga and mantra. A small Mat and if Mat is not available; newspaper can be used DEMO by teacher 	<ul style="list-style-type: none"> • To build up physical fitness through exercise • To build up social values like work, unity, sprtsmanship, muscular development and coordination • To build up stamina and flexibility through exercise and as mentioned earlier followed by activity for development and coordination • Personal hygience is very important • Simple breathing exercise which are like a mantra to healthy living. A healthy mind rests in a healthy body • To build up stamina and skills

