

**CURRICULUM PLAN**  
**CLASS – LKG**  
**SYLLABUS 2023-2024**

-: Contents :-

---

**CURRICULUM PLAN**

**CURRICULUM AT A GLANCE**

**I TERM**

**MONTHS**

APRIL / MAY  
JULY  
AUGUST

**II TERM**

**MONTHS**

SEPTEMBER  
OCTOBER  
NOVEMBER  
DECEMBER

**III TERM**

**MONTHS**

JANUARY  
FEBRUARY  
MARCH  
HOTS QUESTIONS  
LEARNING OUTCOME

**CURRICULUM PLAN**  
**CLASS – LKG**  
**SYLLABUS 2023-2024**

**AIMS AND OBJECTIVES**

- Our aim is to guide the child to develop himself as a better human being.
- We aim at helping the child unfold his/her talent to facilitate and sharpen his mental and physical abilities.
- The emphasise is on encouraging the students to cultivate various skills and develop an integrated personality. For this a systematic and dynamic child oriented programme will be followed to provide the child with an independent congenial and a meaningful atmosphere.

We offer children the opportunity to participate in a variety of experiments and activities that will enhance their skills and knowledge.

**GENERAL ACTIVITIES**

- The day will begin with morning assembly.  
Circle time -
- Every morning 15 minutes will be devoted to free conversation during which the children will get an opportunity to talk about their experiences at home and outside.
- All the festivals will be discussed and celebrated as and when they occur during the special assembly.
- The learning resources will be share don regular basis
- New digital technologies will be used in the classrooms.
- Keeping in mind the requirement for a healthy body and healthy mind children will be given ample opportunity to play in the toy room, outdoor swings and playgrounds. Many activities related to health & hygiene are also made the part of the curriculum.
- We will hold regular review meetings (PTM) between teachers and parents where they can talk, and plan different scholastic and non-scholastic activities for their child.
- The main objectives of the Curriculum is to aim at an all round personality development of the child. The various aspects of child development are :
  1. Socio-Emotional Development.
  2. Language Development and Communication skills.
  3. Physical and Motor development
  4. Development of Creative Expression and Aesthetic Appreciation.
  5. Development of cognitive skills along with value education, thinking skills and spirit of enquiry.

## CURRICULUM AT A GLANCE

Term 1 (April to August)

TOPIC	LEARNING OBJECTIVE	TEACHING METHODOLOGY / ACTIVITIES
<b>Setting in new learning environment</b>	<ul style="list-style-type: none"> <li>To make the child feel comfortable in the school.</li> <li>To develop a sense of belongingness</li> </ul>	<ul style="list-style-type: none"> <li>Circle time, visit to play area, warm up exercises, Visit to toy room, Visit to Library, Icebreaker rhymes.</li> </ul>
<b>Physical Development</b> <b>Socio Emotional Development</b>	<ul style="list-style-type: none"> <li>Gross Motor Development</li> <li>Team work, Self discipline</li> </ul>	<ul style="list-style-type: none"> <li>Warm up exercises, walking in a line, Indoor and Outdoor games, Visit to toy room, Play with activity kits, Circle time, Icebreaker Rhymes</li> </ul>
<b>Cognitive Development</b>	<ul style="list-style-type: none"> <li>Differentiation, sorting and grouping skills</li> </ul>	<ul style="list-style-type: none"> <li>Colour concept – Celebration of Colour day , matching of Related objects, concept of same and different – pairing of related objects, grouping of similar objects, play with activity kits, related exercises in fun with Maths and Fun with English Books</li> </ul>
<b>Environmental Awareness</b> -Me and My family - My Belongings - Fruits and Vegetables - Sense Organs - Water - Means of Transport	<ul style="list-style-type: none"> <li>Self concept, Interpersonal and intrapersonal skills.</li> </ul>	<ul style="list-style-type: none"> <li>Role Play with related toys in toy room, experiments, General Conversation about the topic in circle time, children will identify their bag, bottle etc. related exercises in integrated activity book, rhymes on my body parts and my family, means of transport, fruits and vegetables use of activity kits, picture reading.</li> </ul>

TOPIC	LEARNING OBJECTIVE	TEACHING METHODOLOGY / ACTIVITIES
<b>Language Development</b>	<ul style="list-style-type: none"> <li>Stimulation of Listening, Speaking, Reading and Writing Skills</li> </ul>	<ul style="list-style-type: none"> <li>Listening games with musical instruments in toy room, free conversation and structured conversation, handling of books, visit to Library, stories and Rhymes.</li> <li>Pre-writing Skills – Sand tracing, Flour tracing, Clay play, buttoning etc. Scribbling, Pattern Writing – Air Tracing, Flour Tracing, Chalk Writing on child board and pattern Writing in notebooks and Integrated Activity Books.</li> </ul>
<b>English a to j</b>	<ul style="list-style-type: none"> <li>Letter recognition with phonetic sounds</li> <li>Identify the initial sound of words</li> </ul>	<ul style="list-style-type: none"> <li>Phonic Rhymes, Hands on activities, Letter Games, Letter Stories and related exercises in Fun with English and Integrated Activity Book, Practice in Big Square Copy</li> </ul>
<b>Sight Reading Words and Story</b>	<ul style="list-style-type: none"> <li>Vocabulary Building</li> </ul>	<ul style="list-style-type: none"> <li>General conversation and picture reading from display boards</li> </ul>
<b>Number Work</b>	<ul style="list-style-type: none"> <li>Concept development through pre-number concepts – sorting, seriation and sequencing.</li> </ul>	<ul style="list-style-type: none"> <li>Hands on activities, related activities in integrated activity books</li> </ul>
<b>Culture and Heritage</b>	<ul style="list-style-type: none"> <li>To enhance cultural ethics and moral values</li> </ul>	<ul style="list-style-type: none"> <li>Celebration of Independence Day and Raksha Bandhan through special assembly and hands on activities.</li> </ul>

## Term 2 (September to December)

TOPIC	LEARNING OBJECTIVE	TEACHING METHODOLOGY / ACTIVITIES
<b>English Letters K to Z</b> <b>Capital and Small</b> <b>Aa to Jj</b>	<ul style="list-style-type: none"> <li>Recognition and Formation of letters with phonic sounds and vocabulary building</li> </ul>	<ul style="list-style-type: none"> <li>Hands on activities (e.g. Treasure hunt, jump in the letter pool etc. and letter play. Related exercises in 4 line notebook and Integrated activity book, letter stories and phonic rhyme</li> </ul>
<b>Sight Reading Words and Story</b>	<ul style="list-style-type: none"> <li>Vocabulary building</li> </ul>	<ul style="list-style-type: none"> <li>Story telling, story sequencing and reading labelled objects in class</li> </ul>
<b>EVS</b>	<ul style="list-style-type: none"> <li>To know about Seed Germination, Animals, Birds, Things we see in sky</li> </ul>	<ul style="list-style-type: none"> <li>Nature walk, sowing of seeds by children and regular watering, picture reading videos on Smart Board, use of listening skill and reading skill, activity kits on related topics, related exercises on integrated activity book, related rhymes.</li> </ul>
<b>Number work</b> <b>Shapes, Pre-Number</b> <b>Concept Fat / Thin</b> <b>More / Less</b> <b>Numbers 1 to 5</b>	<ul style="list-style-type: none"> <li>Introduction to Geometry and visualization of mathematical concepts.</li> <li>Number concept development and number formation</li> </ul>	<ul style="list-style-type: none"> <li>Use of Mathematical activity kits (Beads, Objects in class and toy room)</li> <li>Picture reading and videos on Smart Board, Number Rhyme and Number Stories, Related exercises in Fun with Maths and Practice in square Notebook</li> </ul>
<b>Cultural Heritage</b>	<ul style="list-style-type: none"> <li>To develop respect for all religions and have an insight into social structure and culture of different societies in the world.</li> </ul>	<ul style="list-style-type: none"> <li>Celebration of Gandhi Jayanti, Dussehra, Id-ul-Zuha, Diwali, <b>Janmashtami</b>, <b>children's Day</b>, Guru Nanak Jayanti, Christmas and New Year</li> </ul>

### Term 3 (January to March)

TOPIC	LEARNING OBJECTIVE	TEACHING METHODOLOGY / ACTIVITIES
<b>English Capital Letters and small letters</b> <b>Aa to Zz</b> <b>Sight reading words, story and conversation</b>	<ul style="list-style-type: none"> <li>Thorough understanding of letter recognition, Phonic recognition, letter formation and vocabulary building</li> </ul>	<ul style="list-style-type: none"> <li>Musical chair game (for letter related vocabulary), Use passing the parcel of Child Craft Kit and Smart Board (Vocabulary Building)</li> </ul>
<b>EVS – Seasons and our helpers</b>	<ul style="list-style-type: none"> <li>To value the contribution of community helpers and appreciate the variations in seasons</li> </ul>	<ul style="list-style-type: none"> <li>Use of activity kits (<b>Doctor's Set, Machine Set</b> etc.), role play (What do you want to become when you grow?)</li> <li>Nature walk, Fruit day (related to season, Related rhymes)</li> </ul>
<b>Numbers 1 to 9 – Introduction of Zero concept</b>	<ul style="list-style-type: none"> <li>Number concept development and number formation</li> </ul>	<ul style="list-style-type: none"> <li>Use of activity kits, related activities in fun with Maths, Practice in Square Note Book</li> </ul>

## APRIL / MAY

TOPIC	LEARNING OBJECTIVE	TEACHING METHODOLOGY / ACTIVITIES
<ul style="list-style-type: none"> <li>• <b>Listening Skills (Circle Time)</b></li> <li>• <b>Pre-Writing Skills</b></li> </ul>	<ul style="list-style-type: none"> <li>• To make the child feel comfortable in the school environment.</li> <li>• To develop fine motor muscles.</li> <li>• To develop eye hand coordination.</li> <li>• Use tools with increasing</li> </ul>	<ul style="list-style-type: none"> <li>• Ice-Breaker Games, Story Time, Musical Activities</li> <li>• Proper handling of crayons.</li> <li>• Mashing, Punching, Rolling of clay.</li> <li>• Threading of beads</li> </ul>
<ul style="list-style-type: none"> <li>• <b>Fun with English</b> (Page No. 1 to 6)</li> </ul>	<ul style="list-style-type: none"> <li>• To prepare children for formal writing</li> </ul>	<ul style="list-style-type: none"> <li>• <b>PATTERN WRITING</b> <ul style="list-style-type: none"> <li>- Standing Line</li> <li>- Sleeping Line</li> <li>- Slanting Line</li> <li>- Curve</li> </ul> </li> </ul>
<ul style="list-style-type: none"> <li>• <b>Integrated Activity Book</b> (Page No. 1 to 16)</li> </ul>		<p><b>ACTIVITY</b> : -Air, Sand, Water Writing</p>
<ul style="list-style-type: none"> <li>• <b>LANGUAGE DEVELOPMENT</b></li> </ul> <p><b>(A) Introduction to</b></p> <ul style="list-style-type: none"> <li>- Self</li> <li>- My family</li> </ul>	<ul style="list-style-type: none"> <li>• To develop intrapersonal skills</li> <li>• To develop social skills</li> <li>• To develop language skills</li> <li>• To increase confidence and encourage them to express himself/herself</li> </ul>	<p>(Self introduction along with the name of family members)</p> <ul style="list-style-type: none"> <li>• I am _____ (Name)</li> <li>• I am _____ (Age)</li> <li>• I study in LKG _____ (Section)</li> <li>• My father's name is _____</li> <li>• My Mother's name is _____</li> </ul> <p><b>Activity</b> – Myself, My Family, Dress Myself (Picture pasting)</p>
<p><b>(B) Greetings</b></p>	<ul style="list-style-type: none"> <li>• To develop courtesy.</li> <li>• To maintain self-discipline</li> <li>• To develop language skills</li> <li>• To develop general etiquette and good manners</li> </ul>	<p>Good Morning, Good Bye</p> <ul style="list-style-type: none"> <li>• May I go to washroom ?</li> <li>• May I drink water ?</li> <li>• May I come in ?</li> <li>• How are you ? (I am fine. Thank you.</li> </ul>

TOPIC	LEARNING OBJECTIVE	TEACHING METHODOLOGY / ACTIVITIES
<b>(C) Use of magical words</b>	<ul style="list-style-type: none"> <li>Show respect and consideration for the people around us.</li> <li>To develop social skills.</li> </ul>	<ul style="list-style-type: none"> <li>Excuse Me please !</li> <li>Thank you !</li> <li>My pleasure. / Welcome.</li> </ul>
<b>Tell me a story</b> General stories related to colours	<ul style="list-style-type: none"> <li>To develop listening skill</li> <li>To develop the skills of auditory discrimination.</li> <li>To develop social skills.</li> <li>To develop language skills.</li> <li>To develop self expressions.</li> </ul>	<ul style="list-style-type: none"> <li>Narration of stories with the help of puppets, smart board, voice modulation.</li> </ul>
<b>Number work</b> (Colours)	<ul style="list-style-type: none"> <li>To develop cognitive skills</li> <li>Able to recognize and differentiate between different colours.</li> <li>To develop creativity.</li> </ul>	<ul style="list-style-type: none"> <li>Concept of colours using real life examples (Red, Yellow, Blue)</li> </ul>
<b>Fun with Maths</b> (Page No. 1 to 20)	<ul style="list-style-type: none"> <li>To develop fine motor skills.</li> <li>To be able to recognize and name primary colours (Red, Blue, Yellow)</li> <li>To be able to sort match and arrange in sequence.</li> </ul> <a href="https://www.youtube.com/watch?v=tJCtfq32RM">https://www.youtube.com/watch?v=tJCtfq32RM</a>	<ul style="list-style-type: none"> <li><b>Activity</b> <ul style="list-style-type: none"> <li>Magic with colours</li> <li>Colour Day</li> <li>Colouring</li> <li>Lace Pattern (Child Craft Kit)</li> <li>Bead Pattern (Child Craft Kit)</li> </ul> </li> </ul>
<b>Environmental Concepts</b> Myself	<ul style="list-style-type: none"> <li>Feel a sense of belongingness.</li> <li>Have a positive self image</li> <li>Identify family members</li> <li>Understand roles of family members and family relations</li> </ul> <a href="https://www.youtube.com/zroOGUsajco">https://www.youtube.com/zroOGUsajco</a>	<ul style="list-style-type: none"> <li>Awareness of body parts (Chands, legs, fingers, nose, ears, eyes etc.)</li> <li><b>Activity</b> –Circle Time (Passing the puppet) <ul style="list-style-type: none"> <li>Pasting family picture and self.</li> </ul> </li> </ul>
<b>Senses</b> (Sense Organs)	<ul style="list-style-type: none"> <li>To be able to find out about their surroundings and themselves.</li> <li>Able to identify and describe the characteristic (5 senses)</li> <li>Students will state example of using their senses in their daily lives.</li> </ul>	<p>Q. What are 5 sense organs ? A. Eyes, Ears, Nose, Tongue, Skin</p> <p><b>Characteristics</b></p> <ul style="list-style-type: none"> <li>Eyes gives us sense of sight</li> <li>Ears gives us sense of hearing</li> </ul>



TOPIC	LEARNING OBJECTIVE	TEACHING METHODOLOGY / ACTIVITIES
	<ul style="list-style-type: none"> <li>•</li> </ul>	<ul style="list-style-type: none"> <li>• Nose gives us sense of smell</li> <li>• Tongue gives us sense of taste</li> <li>• Skin gives us sense of touch</li> </ul> <p><b>Activity</b></p> <ol style="list-style-type: none"> <li>1. Hearing Activity</li> <li>2. Tactile Tray (Touch)</li> <li>3. Taste Box – Sweet, Sour</li> <li>4. Smell – good and Bad Smell</li> <li>5. Recognise Me (Child Craft Kit)</li> </ol>
<b>RHYMES</b>	<ul style="list-style-type: none"> <li>• To develop linguistic skills</li> <li>• To develop gross motor skills</li> <li>• Rhythmic awareness</li> </ul>	<p><b>Rhymes</b></p> <ul style="list-style-type: none"> <li>• Hop a little</li> <li>• Hands on shoulder</li> <li>• Good Night</li> <li>• Boogie – Woogie</li> <li>• With my hands</li> </ul>
<b>VISIT TO LIBRARY</b>	<ul style="list-style-type: none"> <li>• A visit to Nursery Library will be done in which children will be given pictorial books</li> </ul>	<ul style="list-style-type: none"> <li>• Montessori play</li> </ul>
<b>CREATIVE DEVELOPMENT</b> (Colouring)  <b>Fun with Colours</b> (Pg No. 1, 2, 3)	<ul style="list-style-type: none"> <li>• To develop eye hand coordination</li> <li>• To be able to recognize colours</li> <li>• To develop creativity</li> <li>• To develop fine motor skills</li> </ul>	<ul style="list-style-type: none"> <li>• Colouring in small figures e.g. Ball, Balloon etc.</li> <li>• Hand Printing</li> <li>• Finger Printing</li> </ul>
<b>Physical Development</b>  1. General Warm up Exercises	<ul style="list-style-type: none"> <li>• Gross motor development</li> <li>• Social skills through peer interaction</li> <li>• To follow the rules and instructions carefully</li> <li>• To develop self discipline</li> </ul>	<ul style="list-style-type: none"> <li>• Jogging, jumping, Run in a circle and free hand exercises.</li> <li>• To teach the children correct standing and walking posture</li> </ul>
2. Standing in queue	<ul style="list-style-type: none"> <li>• Coordination with peer group</li> <li>• To follow the instructions</li> </ul>	<ul style="list-style-type: none"> <li>• Walk on single line, circle formulation and toe touching etc.</li> </ul>


TOPIC	LEARNING OBJECTIVE	TEACHING METHODOLOGY / ACTIVITIES
3. Recreational Activities	<ul style="list-style-type: none"> <li>To have fun with others</li> <li>Environmental Awareness</li> </ul>	<ul style="list-style-type: none"> <li>Nature Walk</li> </ul>

## RHYMES FOR APRIL / MAY



Hands on Shoulder – 2  
 Hands on Knee – 2  
 Hands behind you – 2  
 If you please - 2

With my hands I clap – clap – clap  
 With my feet I tap – tap – tap  
 Right foot first, I left foot next  
 Round the world, And back again  
 With my eyes, I see – see – see  
 With my nose, I smell – smell – smell  
 Right foot first, left foot next  
 Round the world, And back again  
 With my ears, I hear – hear – hear  
 With my tongue, I taste – taste – taste  
 Right foot first, I left foot next  
 Round the world, And back again



**You put your right hand up  
You put your right hand down  
And do the boogie, boogie  
And that's it all about  
You put your left hand up  
You put your left hand down  
And do the boogie, boogie  
And that's it all about  
You put your whole self up  
You put your whole self down  
And do the boogie, boogie  
And that's it all about.**

## JULY

TOPIC	LEARNING OBJECTIVE	TEACHING METHODOLOGY / ACTIVITIES
<b>LANGUAGE DEVELOPMENT</b> English alphabet a to d	<ul style="list-style-type: none"> <li>To appreciate the initial sounds of words.</li> <li>To be able to recognize letter along with the phonetic sounds</li> <li>To be able to form letters a to d</li> </ul>	<ul style="list-style-type: none"> <li>Vocabulary building and phonics development through sound stories.</li> <li>Formation of letters from a to d</li> </ul> <p><b>Activity</b></p> <ul style="list-style-type: none"> <li>- finger Printing</li> <li>- Drawing</li> <li>- Colouring</li> <li>- Picture pocket</li> </ul> <p><i>(Place the picture according to the letter)</i></p>
<b>FUN WITH ENGLISH</b> Pgs 7 to 21	<ul style="list-style-type: none"> <li>To stimulate thinking ability</li> <li>Enhancement of associate learning</li> </ul>	<ul style="list-style-type: none"> <li>Jump into the pond</li> </ul>
<b>Integrated Activity Book</b> Pgs 19 to 22	<ul style="list-style-type: none"> <li>Development of fine motor skills</li> <li>Creative development</li> </ul>	<ul style="list-style-type: none"> <li>Eg : Drawing of apples on the tree</li> </ul>
<b>Conversation</b>	<ul style="list-style-type: none"> <li>Vocabulary building</li> <li>Development of speaking skills</li> </ul>	<ul style="list-style-type: none"> <li>My favourite fruit is _____</li> <li>My favourite vegetable is _____</li> </ul>
<b>Story Time</b> <b>The Fox and the grapes</b>	<ul style="list-style-type: none"> <li>To develop language skills</li> <li>To develop social skills</li> <li>To develop self expression and skills of auditory discrimination</li> <li>To develop listening and thinking skills</li> </ul>	<p><b>Activity</b></p> <ul style="list-style-type: none"> <li>Dramatization of story with visual aids and through smart board</li> </ul>
<b>Visit to Nursery Library</b>	<ul style="list-style-type: none"> <li>Enhancement of general awareness</li> <li>Development of pre reading skills</li> </ul>	<ul style="list-style-type: none"> <li>The children will be given pictorial books, puzzles etc. related to the syllabus</li> </ul>

TOPIC	LEARNING OBJECTIVE	TEACHING METHODOLOGY / ACTIVITIES
<b>Number Work : Prenumber Concepts</b>  Concept of Size – Big / Small - Tall / Short	<ul style="list-style-type: none"> <li>• Enhancement of thinking skills and language development</li> <li>• To enable the child to compare and contrast between big/small, tall/short</li> <li>• To develop logical reasoning</li> </ul>	1. Introduction of Prenumber concept of size through a short story. 2. Sequencing 3. Identification of objects according to size

## Maths

<b>Fun with Maths</b>  (Pages 21 to 28)	<ul style="list-style-type: none"> <li>• Reinforcement of prenumber concept of size</li> </ul>	<ul style="list-style-type: none"> <li>• Differentiation through real life objects followed by doing related exercises.</li> </ul>
---	--	--

## EVS

<b>Water</b>  <b>Integrated Activity Book</b> (Page 17, 18)	<ul style="list-style-type: none"> <li>• To make the children understand the importance of water</li> <li>• To make them aware about the uses of water</li> <li>• <a href="https://youtube.be/QCT6Kf9OiZo">https://youtube.be/QCT6Kf9OiZo</a></li> </ul>	<ul style="list-style-type: none"> <li>• General features of water are discussed and presented on smart board               <ul style="list-style-type: none"> <li>- Water is colourless</li> <li>- Water is tasteless</li> <li>- Water can take any shape</li> <li>- Water is precious and should not be wasted</li> <li>- Uses of water – drinking, bathing, washing, cleaning, cooking, watering plants</li> </ul> </li> </ul> <p><b>Activities</b></p> <ul style="list-style-type: none"> <li>• Fun with water (Float/Sink)</li> <li>• Draw the waves</li> <li>• Bursting the bubbles</li> </ul>
<b>Transport</b>  <ul style="list-style-type: none"> <li>• Modes of Transport</li> </ul> <b>Integrated Activity Book</b> (Page 23, 24, 25)	<ul style="list-style-type: none"> <li>• To be able to identify different ways to travel and at least 5 types of transportation</li> <li>• <a href="https://youtu.be/Ut-HbaukzDw">https://youtu.be/Ut-HbaukzDw</a></li> </ul>	General conversation and related activities on Air, Water and Land Transport  <p><b>Activities</b></p> <ul style="list-style-type: none"> <li>• Identification</li> <li>• Classification</li> </ul>

TOPIC	LEARNING OBJECTIVE	TEACHING METHODOLOGY / ACTIVITIES
<b>Rhymes</b>	<ul style="list-style-type: none"> <li>• Rhythmic Awareness</li> <li>• To develop self expression</li> <li>• To develop gross motor skills</li> </ul>	<ul style="list-style-type: none"> <li>• Colouring</li> <li>• Rhymes</li> <li>• Role Play – Traffic Lights and Traffic Police</li> <li>• Paper Folding (boat)</li> </ul> <p>a) Water b) Bits of paper c) Row your boat d) Aeroplane – (2) e) पानी f) राखी g) गाडी का पहिया</p>
<b>Creative Development</b> <b>Fun with Colours</b> (Pgs 4, 5, 6)	<ul style="list-style-type: none"> <li>• Development of fine motor skills, hand eye coordination and creative thinking</li> </ul>	<p>1) Colouring on figures Eg.: Ball, Balloon, Apple</p> <p>2) Finger Printing</p>
<b>Physical Development</b>	<ul style="list-style-type: none"> <li>• Development of right posture</li> </ul>	Recap of activities done in April / may
<b>Outdoor Exercises</b>	<b>Activities,</b> <ul style="list-style-type: none"> <li>• Gross Motor Development</li> </ul>	<ul style="list-style-type: none"> <li>• Stand with ease</li> <li>• Hop and Jump</li> </ul>

### Story for the month of July



One day a hungry fox saw a bunch of grapes.  
He jumped upto reach them.  
He could not reach them.  
He gave up saying grapes are sour


## Rhymes for the month of July



Row, row, row your boat  
Gently down the stream  
Merrily, merrily, merrily, merrily  
Life is but a dream



Aeroplane, aeroplane up in the sky  
Where are you doing, flying so high ?  
Over the mountain, over the sea.  
Aeroplane, aeroplane  
Won't you take me ?



गाड़ी का पहिया चूँ चूँ चूँ , ज़ोर लगाओ हूँ हूँ हूँ  
आगे रस्ता बहुत बड़ा, चल मेरे घोड़े क्यों खड़ा  
सर पर बादल छाए है , घोर अँधेरा लाये है  
छम छम छम बरस पड़े तो रह जाओगे खड़े खड़े



Come little children come to me,  
I will teach you a, b, c,  
a, b, c, d, e, f, g, h, i, j, k, l, m, n, o, p.  
l, m, n, o, p, q, r, s, t, u, v, w, x, y, z  
sugar on the bread, If your don't like it,  
better go to bed.  
Monday morning come to me, I will teach you

## AUGUST


TOPIC	LEARNING OBJECTIVE	TEACHING METHODOLOGY / ACTIVITIES
<b>LANGUAGE DEVELOPMENT</b> English alphabet e to j  <b>Fun with English</b> (Pg 22 to 35)  <b>Integrated Activity Book</b> (Pgs 26 to 29, 30, 32, 33)	<ul style="list-style-type: none"> <li>To appreciate the initial sounds of letters and words.</li> <li>Recognize letter along with phonetic sound</li> <li>To listen attentively</li> <li>To discriminate between different sounds</li> <li>To enhance vocabulary</li> <li>To develop eye-hand coordination</li> <li>Cognitive development</li> </ul>	<ul style="list-style-type: none"> <li>Sound stories through phonetics</li> <li>Formation of alphabet e to j</li> <li>Related exercises</li> <li>a to j – sequential writing <ul style="list-style-type: none"> <li>Match the letter to the object</li> <li>Encircle the correct letter</li> <li>Write the initial sound</li> </ul> </li> </ul> <b>Activity</b> <ul style="list-style-type: none"> <li>Hand Printing</li> <li>Drawing</li> <li>Colouring</li> <li>Join the dots</li> </ul>
<b>Conversation</b> Reinforcement of sentences on <ul style="list-style-type: none"> <li>Fruits and vegetables</li> <li>Traffic Rules</li> </ul>	<ul style="list-style-type: none"> <li>To understand the importance of healthy diet</li> <li>To understand the importance of following traffic rules</li> </ul>	<b>General discussion on the topic using visual aids</b>
<b>Story Time</b> <ul style="list-style-type: none"> <li>Lord Krishna</li> <li>The greedy dog</li> </ul>	<ul style="list-style-type: none"> <li>To develop listening skills</li> <li>To develop social skills</li> <li>To develop self expression and auditory discrimination</li> <li>To inculcate moral values in children</li> </ul>	Narration of story through Smart Board
<b>Number Work</b> <ol style="list-style-type: none"> <li>Pre number concept (Secondary colours)</li> <li>Fun with Maths (Pg 29 to 37)</li> <li>Recapitulation of activities related to <ul style="list-style-type: none"> <li>Matching</li> <li>Sorting</li> <li>Sequencing</li> </ul> </li> </ol>	<ul style="list-style-type: none"> <li>To develop the ability to identify things that we use together in daily life.</li> <li>To be able to distinguish objects that look alike</li> <li>To be able to arrange the objects in a sequence</li> <li>To develop thinking skills</li> <li>To be able to identify and name secondary colours (Green, Orange, Purple)</li> </ul>	<b>Matching</b>  <b>Activity – Things that go together</b>  <b>Sorting</b>  <b>Activity – Sort Objects</b> (eg : big and small, particular colour etc.)



TOPIC	LEARNING OBJECTIVE	TEACHING METHODOLOGY / ACTIVITIES
<b>EVS</b>  <b>1. Food</b> (Fruits and Vegetables)  <b>Integrated Activity Book</b> (Pgs 31)	<ul style="list-style-type: none"> <li>To be able to recognize fruits and vegetables and their names</li> <li>Sensorial development</li> <li>To understand the importance of healthy food in day to day life</li> <li>To stimulate thinking skills and problem solving ability</li> <li><a href="https://youtu.be/ukr_LspXQyg">https://youtu.be/ukr_LspXQyg</a></li> <li><a href="https://youtu.be/_FXHaP7XPHc">https://youtu.be/_FXHaP7XPHc</a></li> </ul>	<u><b>Sequencing</b></u>  <b>Activity</b>  1. Step by Step 2. Who does not belong 3. Magic with Colours  <i>(Child Craft Kit)</i>
		<b>Discussion and awareness about Fruits / vegetables</b>  (1) Name (2) Colour (3) Size (4) Seed  <b>Activity</b>  <ul style="list-style-type: none"> <li>Pictorial Book reading in Nursery Library</li> <li>Puzzles</li> <li>Classification of Fruits and Vegetables</li> <li>Healthy and Junk Food</li> <li>Puppet Show</li> <li>Join and enjoy (Child Craft Kit)</li> </ul>
		<b>Rhymes</b>  <ul style="list-style-type: none"> <li>To develop language skills</li> <li>Rhythmic Awareness</li> </ul>
		(1) तुम मुझको खालो (2) सब्जी ले लो (3) अहा ! टमाटर (4) फलवाला  <ul style="list-style-type: none"> <li>Proper concepts of colours while colouring</li> </ul> <p>Eg : Apple – Red  Leaf – Green  Mango – Yellow etc</p> <b>Activity</b> <ul style="list-style-type: none"> <li>Thumb Printing</li> <li>Vegetable Printing</li> </ul>
<b>Creative Development</b>	<ul style="list-style-type: none"> <li>To develop eye hand coordination</li> <li>To be able to recognize colours and differentiate between them</li> <li>To develop fine motor skills</li> </ul>	





TOPIC	LEARNING OBJECTIVE	TEACHING METHODOLOGY / ACTIVITIES
<b>Visit to Nursery Library</b>	<ul style="list-style-type: none"> <li>To enhance general awareness</li> <li>Cognitive Development</li> </ul>	<ul style="list-style-type: none"> <li>Pictorial Book</li> <li>Puzzles, Intellectual Activities</li> </ul>
<b>Physical Development</b> 1. Different ways of walking 2. Organised Games	<ul style="list-style-type: none"> <li>Gross Motor Development</li> <li>To develop social skills</li> <li>To develop correct walking posture</li> </ul>	<ul style="list-style-type: none"> <li>To walk in a Straight line</li> <li>Walk slowly, quickly, backward, forward etc.</li> <li>Kick and throw a ball</li> </ul>

### Rhymes for the month of August








#### टमाटर बड़ा मजेदार

आ हा टमाटर बड़ा मजेदार, वाह टमाटर बड़ा मजेदार,  
 एक दिन इसको चूहे ने खाया, बिल्ली को भी मार भगाया ।

आ हा टमाटर बड़ा मजेदार,  
 एक दिन इसको चींटी ने खाया, हाथी को भी मार भगाया ।

आ हा टमाटर बड़ा मजेदार,  
 एक दिन इसको पतलू ने खाया, मोटू को भी मार भगाया ।  
 आ हा टमाटर बड़ा मजेदार, वाह टमाटर बड़ा मजेदार,



**Red colour apple growing**  
**On the tree one for you**  
**And one for me**  
**One for papa and one for mummy**  
**One for all yummy yummy yummy.**

**One, two, three, four**  
**Yellow mango growing on the tree**  
**One for you.....**  
**Brown Colour Chikoo**  
**Growing on the tree**  
**One for you...**

## Story for the month of August



Once a dog crossing the river with a bone in his mouth.

He saw his own image on the river.

He thought that was another dog with a bone.

He became greedy and started barking at his own image.

The bone fell into the river.

Thus the dog learnt never to be greedy.

## SEPTEMBER

TOPIC	LEARNING OBJECTIVE	TEACHING METHODOLOGY / ACTIVITIES
<b>LANGUAGE DEVELOPMENT</b> English alphabet k to p <b>Fun with English</b> (Pg 36 to 51)  <b>Integrated Activity Book</b> (Pgs 34, 35, 37 to 40)  <b>Conversation</b> Sentences on how to seek permission  <b>Sight Reading Words</b>  <b>Tell me a story</b> Monkey and the cap seller  <b>Number skill</b>	<ul style="list-style-type: none"> <li>To appreciate the initial sounds of letters and words.</li> <li>Recognize letter along with phonetic sound</li> <li>Able to form letters k to p in sequence</li> <li>To discriminate between different sounds</li> <li>To enhance vocabulary</li> <li>Cognitive development</li> <li>To be able to speak a sentence with correct pronunciation</li> <li>To use general courtesies</li> <li>To read words by sight</li> <li>To develop memory skills</li> <li>To increase vocabulary</li> <li>To develop listening skills</li> <li>To develop social skills</li> <li>Language development</li> <li>To develop self expressions and auditory discrimination</li> <li>To be able to identify shapes and sort them</li> <li>To develop cognitive skills</li> <li>To co-relate shapes with the environment through real life objects</li> </ul>	<ul style="list-style-type: none"> <li>Sound stories through phonetics</li> <li>Formation of alphabet k to p</li> <li>Writing alphabet a to p in sequence</li> </ul> <b>Activity</b> <ul style="list-style-type: none"> <li>Matching</li> <li>Drawing &amp; Colouring</li> <li>Potato Printing</li> </ul> Eg. Draw eggs in the next  a) May I take the pencil ? b) May I have my books ? c) May I play with the toy? d) May I help you?  Door, window  Narration of the story through smart board, story cards  Introduction of 2D shapes through real life objects <ol style="list-style-type: none"> <li>Circle</li> <li>Triangle</li> <li>Rectangle</li> <li>Square</li> </ol>

TOPIC	LEARNING OBJECTIVE	TEACHING METHODOLOGY / ACTIVITIES
<b>Fun with Maths</b> (Pg 39 to 54)	<ul style="list-style-type: none"> <li>To be able to understand symbols</li> <li>To build foundation for Mathematical concepts</li> </ul>	<b>Activity</b> <ul style="list-style-type: none"> <li>Fun with shapes</li> <li>Shape train</li> <li>Shape pattern (Child Craft Kit)</li> <li>Shape Walk</li> </ul>
<b>Environmental Concepts</b> <b>Animals – Domestic Animals</b>	<ul style="list-style-type: none"> <li>Understand features and usefulness of animals</li> <li><a href="https://youtu.be/gDVBwPI0e4">https://youtu.be/gDVBwPI0e4</a></li> </ul>	<b>General discussion on animals</b> <ol style="list-style-type: none"> <li>Domestic animals – Naming, identification</li> <li>Usefulness of different animals.</li> </ol>
<b>Rhymes</b>	<ul style="list-style-type: none"> <li>To develop vocabulary</li> <li>Rhythmic awareness</li> <li>To develop self expressions.</li> </ul>	<b>Rhymes</b> <ol style="list-style-type: none"> <li>दो चूहे थे Old Mcdonald Mary had a little lamb</li> </ol>

## दो चूहे थे

दो चूहे थे,  
मोटे -मोटे थे  
छोटे छोटे थे,  
नाच रहे थे ,  
कूद रहे थे ,खेल रहे थे ,  
बिल्ली ने कहा म्याऊ,  
म्याऊ, मै आऊ,  
ना मौसी ना,  
हमें मार डालोगी,  
फिर खा जाओगी,  
हम तो नहीं आर्येंगे,  
हम तो भाग जायेंगे..



TOPIC	LEARNING OBJECTIVE	TEACHING METHODOLOGY / ACTIVITIES
<b>Creative Development</b> Colouring	<ul style="list-style-type: none"> <li>To develop eye-hand coordination</li> <li>To strengthen fine motor skills</li> </ul>	<ul style="list-style-type: none"> <li>Colouring in different pictures</li> </ul>
<b>Fun with Colours</b> (Pg 10 to 12)	<ul style="list-style-type: none"> <li>To be able to follow instructions properly.</li> </ul>	
<b>Origami</b>	<ul style="list-style-type: none"> <li>To Develop spatial skills</li> </ul>	<ul style="list-style-type: none"> <li>Paper Folding</li> </ul>
<b>Visit to Nursery Library</b>	<ul style="list-style-type: none"> <li>To enhance general awareness</li> <li>Cognitive Development</li> </ul>	<ul style="list-style-type: none"> <li>Pictorial Books</li> <li>Puzzles, Intellectual Activities</li> </ul>
<b>Physical Development</b>		
Body Awareness Exercises	<ul style="list-style-type: none"> <li>Gross motor development</li> <li>To develop social skills</li> </ul>	<ul style="list-style-type: none"> <li>Touch your body parts like head, shoulder etc.</li> <li>Stamp your feet, bend your knees, move your waist.</li> </ul>
Different ways of jumping	<ul style="list-style-type: none"> <li>To develop core muscles to give balance &amp; agility to the body</li> <li>To channelize movement for the benefit of bones</li> <li>To improve coordination.</li> </ul>	<ul style="list-style-type: none"> <li>Jump on toes</li> <li>Jump forward, backward</li> <li>Jump in and out in a drawn figure</li> <li>Uses swings, slides, climbers</li> <li>Animal walk</li> </ul>

## OCTOBER

TOPIC	LEARNING OBJECTIVE	TEACHING METHODOLOGY / ACTIVITIES
<b>LANGUAGE DEVELOPMENT</b>  English alphabet q to v	<ul style="list-style-type: none"> <li>Recognise and associate pictures with the initial sounds.</li> <li>To be able to write letters with correct formation</li> <li>To discriminate between different phonetic sounds</li> <li>To facilitate development of reading skills.</li> <li>To improve listening skills</li> </ul>	<ul style="list-style-type: none"> <li>Letter-sound stories</li> <li>Formation of letters</li> <li>Writing a to v in sequence</li> </ul> <p><b>Activity</b></p> <ul style="list-style-type: none"> <li>Initial sound game</li> <li>Alphabet Lotto</li> <li>Initial Letter game</li> <li>Alphabet fun</li> <li>Odd-One-Out</li> </ul>
<b>Fun with English</b> (Pg 52 to 65)	<ul style="list-style-type: none"> <li>To develop eye-hand coordination</li> <li>Use drawing and writing tools with increasing control</li> </ul>	<p><b>Activity</b></p> <ul style="list-style-type: none"> <li>Letter-sound stories</li> <li>Draw a flower around odd letter</li> </ul>
<b>Integrated Activity Book</b> (Pgs 42 to 45, 47, 48 and 63)	<ul style="list-style-type: none"> <li>To develop the fine motor muscles</li> </ul>	<p><b>Activity</b></p> <ul style="list-style-type: none"> <li>Tracing</li> <li>Drawing</li> <li>Colouring</li> </ul>
<b>Conversation</b>  Sentences related to what I like...	<ul style="list-style-type: none"> <li>To enhance capacity to use language creatively.</li> <li>To be able to speak with confidence.</li> <li>To be able to use correct pronunciation.</li> <li>To develop vocabulary</li> </ul>	<p><b>Q. What do you like ?</b> Ans.</p> <ul style="list-style-type: none"> <li>I like to eat fruits</li> <li>I like to play with doll/ball</li> <li>I like dancing</li> <li>I like to visit mall</li> <li>I like my friends</li> <li>Table, chair</li> </ul>
<b>Sight Reading Words</b>	<ul style="list-style-type: none"> <li>To develop pre-reading skills</li> </ul>	
<b>Tell me a story</b>  The Thirsty Crow	<ul style="list-style-type: none"> <li>To increase attention span</li> <li>To improve listening skills</li> <li>To develop ability to express ideas.</li> <li>To stimulate thinking and imagination</li> <li>To be able to connect action with words.</li> </ul>	<ul style="list-style-type: none"> <li>Narration of the story through visual aids</li> <li>Dramatization</li> <li>Retell story in sequence</li> <li>Asking questions about the story</li> </ul>

TOPIC	LEARNING OBJECTIVE	TEACHING METHODOLOGY / ACTIVITIES
-------	--------------------	-----------------------------------

## NUMBER SKILLS

### Pre-Number Concept

- Fat / thin
- More / Less

- To enable the child to make simple comparisons
- To enhance thinking skill
- To be able to distinguish objects according to fat/thin

### Activity

- The teacher will weave a story using the concept of Fat/Thin and More/Less
- Colouring
- Sorting
- Real Life objects experiments

### Numbers

1 & 2

- To understand the number value of 1 and 2
- Recognize numerals 1 and 2

### Introduction of Numbers 1 & 2

- Value of number
- Formation and writing practice

### Fun with Maths (Pgs 55 to 72)

- To be able to write numerals 1 & 2
- To develop cognitive skills
- To promote thinking and problem solving skills
- To enhance creativity by drawing different objects from number

### Activity

- Relating the number with self eg – One nose, 2 eyes etc.
- 2 Piece Self Correlated puzzles
- Encircle the correct number
- **Let's** draw something with numbers.
- Number Story
- Join and Enjoy (Child Craft Kit)

### Environmental Concepts

- Animals
- Wild / Water Animals

- Identify the difference between domestic and wild animals
- To be able to understand features of animals
- To be able to understand usefulness of animals
- To develop interest and sensitivity towards animals

### General discussion on animals

1. Wild / water animals – Naming, identification, classification & Special Features
2. Usefulness of different animals
3. Name the national animal
4. Concerned PPT will be shown

### Activity

1. Puzzle ,2. Fancy Dress
3. Quiz Time, 4.Show n tell
5. Recognise the animal and write its initial sound



TOPIC	LEARNING OBJECTIVE	TEACHING METHODOLOGY / ACTIVITIES
<b>Rhymes</b>	<ul style="list-style-type: none"> <li>To develop memorizing ability</li> <li>To develop social skills</li> <li>To develop phonemic awareness</li> </ul>	<b>Rhymes</b> <ul style="list-style-type: none"> <li>हाथी</li> <li>नटखट बन्दर</li> <li>शेर निराला</li> <li>रंग बिरंगी तितली</li> <li>Five little monkeys</li> </ul>
<b>Visit to Nursery</b>	<ul style="list-style-type: none"> <li>Cognitive development</li> <li>To enhance general awareness</li> </ul>	<ul style="list-style-type: none"> <li>Pictorial Books</li> <li>Puzzles</li> <li>Intellectual Activities</li> </ul>
<b>Creative Corner</b> <ul style="list-style-type: none"> <li>Colouring</li> <li><b>Fun with Colours</b> (Pgs 13 to 15)</li> <li>Art &amp; Craft</li> </ul>	<ul style="list-style-type: none"> <li>To develop emotional stability</li> <li>To develop eye-hand coordination</li> <li>Use tools with increasing control</li> <li>To develop fine motor muscles</li> <li>To enhance creative thinking</li> </ul>	<ul style="list-style-type: none"> <li>Teacher will guide the children to colour using proper strokes and within the given figure.</li> </ul> <b>Activity</b> <ul style="list-style-type: none"> <li>Pasting of stars, bindi etc</li> <li>Craft activity related to Dussehra and Diwali Festivals</li> </ul>
<b>Physical Development</b> <ul style="list-style-type: none"> <li>Joint mobility exercises</li> <li>Organised Race</li> <li>Ball Games</li> <li>Group Activities</li> </ul>	<ul style="list-style-type: none"> <li>Gross motor development</li> <li>Awareness of joints</li> <li>To be able to balance and control moving objects</li> <li>To develop coordination among peers</li> <li>Coordination of muscular movements</li> <li>To be able to follow instructions</li> <li>To develop good team spirit and sportsmanship</li> <li>Eye hand coordination</li> <li>To develop concentration, attention span and patience</li> </ul>	<b>Activity</b> <ul style="list-style-type: none"> <li>Upper Body Mobility</li> <li>Shoulder rotation</li> <li>Elbow, wrist and finger rotation</li> <li>Lower Body Mobility</li> <li>Waist, knees, ankles, feet and toes rotation</li> <li>Balance Race</li> </ul> <b>Activity</b> <ul style="list-style-type: none"> <li>Hold the ball</li> <li>Throwing, Catching and rolling of ball</li> <li>Throwing a ball in a particular target – tub / bucket</li> </ul> <b>Activity</b> <ul style="list-style-type: none"> <li>Tunnel the ball</li> </ul>

## RHYMES FOR OCTOBER



रंग बिरंगी तितली अपने घर से निकली  
फूल फूल पर मंडराती सबके मन को है भाती  
हम जाते जब पास में , उड़ जाती आकाश में  
ल - लल - ला - ला



शेर निराला हिम्मतवाला।  
लम्बी लम्बी मूँछोंवाला ।  
भागो भागो आ रहा है शेर।  
दौड़ो दौड़ो आ रहा है शेर।

## STORY FOR OCOTBER

### The Thirsty Crow



One upon a time a crow as very thirsty. He looked for water here and there, at last he saw a pot of water. There was very little water in the pot. He thought of a plan, he collected some pebbles and put them into the pot one by one and water came up. Crow drank the water and flew away happily.

## NOVEMBER

TOPIC	LEARNING OBJECTIVE	TEACHING METHODOLOGY / ACTIVITIES
<b>LANGUAGE DEVELOPMENT</b>  English alphabet w to z  <b>Fun with English</b> (Pg 66 to 77)	<ul style="list-style-type: none"> <li>Recognise and associate pictures with the initial sounds.</li> <li>To be able to write letters with correct formation</li> <li>To discriminate between different phonetic sounds</li> <li>To facilitate development of reading skills.</li> <li>To improve listening skills</li> <li>To develop vocabulary</li> </ul>	<ul style="list-style-type: none"> <li>Letter-sound stories</li> <li>Formation of letters w to z (w, x, y, z)</li> <li>Writing a to z in sequence</li> </ul> <b>Activity</b> <ul style="list-style-type: none"> <li>Initial sound game</li> <li>Initial Letter game</li> <li>Alphabet fun</li> <li>Walk around the letters</li> <li>Alphabet Bingo (Child Craft Kit)</li> </ul>
<b>Integrated Activity Book</b> (Pgs 49 to 52 and 56 & 57)	<ul style="list-style-type: none"> <li>To develop creativity</li> <li>To improve eye-hand coordination</li> <li>To express individually</li> <li>Use tools with increasing control</li> </ul>	<b>Activity</b> <ul style="list-style-type: none"> <li>Colouring</li> <li>Drawing</li> <li>Decorating</li> <li>Join the dots (a to z)</li> </ul>
<b>Conversation</b>  Related to completion of work / activity	<ul style="list-style-type: none"> <li>To develop vocabulary</li> <li>To enhance capacity to use language creatively in daily life.</li> <li>To increase confidence and ability for self expression</li> </ul>	<ul style="list-style-type: none"> <li>I have finished my work.</li> <li>I have finished my lunch</li> <li>I have finished wiring / reading/ colouring</li> </ul>
<b>Sight Reading Words</b>	<ul style="list-style-type: none"> <li>To enhance memorizing skills</li> <li>To develop pre-reading skills</li> </ul>	<ul style="list-style-type: none"> <li>Board, cupboard, books</li> </ul>
<b>Tell me a story</b> Lion and The Mouse	<ul style="list-style-type: none"> <li>To stimulate thinking and imagination</li> </ul>	<ul style="list-style-type: none"> <li>The Lion and the Mouse</li> </ul>
<b>Number Skill</b>  Number 3, 4 & 5	<ul style="list-style-type: none"> <li>Recognise numerals from 1 to 5</li> <li>Helps to learn order of numbers</li> <li>To be able to write numbers 1 to 5</li> <li>To understand the value of the numbers</li> <li>To promote eye-hand coordination and control</li> </ul>	<ul style="list-style-type: none"> <li>Introduction of numbers 3, 4 &amp; 5</li> <li>Writing Numerals 3, 4 &amp; 5</li> <li>Sequence Writing – 1 to 5</li> </ul> <b>Activity</b> <ul style="list-style-type: none"> <li>Matching Game</li> <li>Fun with Dice</li> <li>Number Puzzle</li> </ul>

TOPIC	LEARNING OBJECTIVE	TEACHING METHODOLOGY / ACTIVITIES
<b>Fun with Maths</b> Pg No. 73 to 78	<ul style="list-style-type: none"> <li>• Language Development – Counting out loud and pronunciation of numbers</li> <li>• Fine Motors Development – (Manipulating Objects)</li> </ul>	<ul style="list-style-type: none"> <li>• Counting 1 to 10 (oral)</li> <li>• Counting the objects by drawing and using things available in the classroom like – Chairs, pencils, erasers, bag, bottle etc.</li> <li>• Writing numerals 3, 4 &amp; 5</li> </ul> <p><b>Activity</b></p> <ul style="list-style-type: none"> <li>• Air Tracing</li> <li>• Finger Printing</li> <li>• Hand Printing</li> <li>• Count and Write</li> </ul>
<b>Environmental Concepts</b> <b>Birds</b>	<ul style="list-style-type: none"> <li>• To be able to understand the features and habitat of birds</li> <li>• To develop environmental awareness</li> <li>• To improve ability to form sentences in English</li> <li>• <a href="https://youtube/xw_53Gj_2JIO">https://youtube/xw_53Gj_2JIO</a></li> </ul>	<ul style="list-style-type: none"> <li>• Discussing on special features of bird – beak, claws, food they eat, habitat</li> <li>• Naming and recognition of common birds – crow, parrot, peacock, ostrich, pigeon, etc.</li> <li>• Name our National Bird</li> </ul>
<b>Integrated Activity Book</b> (PG 41)	<ul style="list-style-type: none"> <li>• To develop thinking skills</li> <li>• To enhance vocabulary</li> <li>• Develop problem solving skills</li> <li>• To increase self-confidence</li> </ul>	<p><b>Activity</b></p> <ul style="list-style-type: none"> <li>• Recognise the bird and write initial letter of its name through sound</li> <li>• Puzzles</li> <li>• Riddles – <b>Who am I ...?</b></li> <li>• I am the largest and fastest running bird.... A. Ostrich</li> <li>• I am black with excellent memory. I say Caw, Cah.... Who am I ? A. Crow</li> <li>• PPT on birds</li> </ul>
<b>Rhymes</b>	<ul style="list-style-type: none"> <li>• To develop vocabulary</li> <li>• Rhythmic awareness</li> <li>• To develop self-expressions</li> <li>• Motor Development</li> </ul>	<p><b>Rhymes on Birds</b></p> <ul style="list-style-type: none"> <li>• Two little dicky birds</li> <li>• कबूतर, मोर, तोता</li> <li>• ची – ची चिड़िया</li> <li>• कौआ</li> <li>• चिड़िया</li> </ul>

TOPIC	LEARNING OBJECTIVE	TEACHING METHODOLOGY / ACTIVITIES
<b>Visit to Nursery Library</b>	<ul style="list-style-type: none"> <li>A visit to Nursery Library will be done in which the children will be given pictorial books, puzzles etc. related to the syllabus and also to enhance their general awareness.</li> </ul>	<ul style="list-style-type: none"> <li>Pictorial Story Books</li> </ul>
<b>Creative Corner</b> <ul style="list-style-type: none"> <li>Colouring</li> <li><b>Fun with Colours</b> (Pgs 16 to 18)</li> </ul>	<ul style="list-style-type: none"> <li>To develop creativity</li> <li>To express individually</li> <li>Fine Motor Development</li> </ul>	<ul style="list-style-type: none"> <li>To colour within marked and with proper strokes</li> </ul> <b>Activity</b> <ul style="list-style-type: none"> <li>Paper tearing and pasting</li> </ul>
<b>Physical Development</b> <ul style="list-style-type: none"> <li>Simple Exercises</li> </ul>	<ul style="list-style-type: none"> <li>To strengthen body parts</li> <li>Stimulate large and small muscle development</li> <li>To be able to learn balancing</li> <li>To develop Gross Motor Skills</li> </ul>	<ul style="list-style-type: none"> <li>Improve Static and dynamic balance <ul style="list-style-type: none"> <li>Simple one-leg balancing</li> <li>Balancing Beam</li> </ul> </li> <li>Recreating</li> </ul> <b>Activity / Game</b> <ul style="list-style-type: none"> <li>Frog Race</li> </ul>

## RHYMES FOR NOVEMBER



**Two little dicky birds sat on a wall**  
**One named Peter and others named Paul,**  
**Fly away Peter, fly away Paul**  
**Come back Peter, come back Paul**

## STORY FOR NOVEMBER

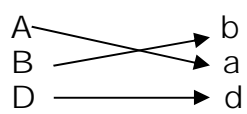


## LION AND THE MOUSE

A lion was sleeping under a tree. A mouse came there and disturbed the lion. The lion got angry and caught the mouse. **"Please don't eat me, allow me to go, said the mouse. When you are in trouble, I will help you"**.

The lion let the mouse go. One day the lion got caught in a **hunter's net**. **He shouted for help. The mouse came along and** cut the net with his sharp teeth. He set the lion free. The lion was very happy, and they became friends.

## DECEMBER

TOPIC	LEARNING OBJECTIVE	TEACHING METHODOLOGY / ACTIVITIES
<b>LANGUAGE DEVELOPMENT</b> English alphabet - Capital A to D - Capital and Small Aa to Dd  <b>Integrated Activity Book</b> (Pgs 58, 62, 63, 64, 65 & 66)	<ul style="list-style-type: none"> <li>Recognition of capital letters A to D</li> <li>Formation of the letters A to D</li> <li>Associative learning – to make them associate capital with small letter</li> </ul>	<ul style="list-style-type: none"> <li>Formation of capital letters A to D</li> <li>Writing Aa to Dd in sequence (in four line notebook)</li> <li>Matching capital with small letter</li> </ul> 
<b>Conversation</b> Sentences related to completion of work	<ul style="list-style-type: none"> <li>Increase verbal proficiency</li> </ul>	<ul style="list-style-type: none"> <li>Reinforcement of the sentences</li> </ul>
<b>Sight Reading Words</b>	<ul style="list-style-type: none"> <li>Developing pre-reading skill</li> <li>Enhancement of linguistic skill</li> </ul>	Box, wall, dustbin
<b>Story</b> Goldilocks and the three bears	<ul style="list-style-type: none"> <li>Enhancement of listening skill and imaginative skill</li> <li>Help children consider new ideas</li> <li>Enable children to empathize with unfamiliar people/places/situations</li> <li>Encourage children's willingness to communicate thoughts and feelings</li> </ul>	<ul style="list-style-type: none"> <li>Story will be narrated through story books or flannel board with voice modulation and facial expression.</li> </ul>
<b>Number Work</b> Worksheet exercised related to numerals 1 to 5	<ul style="list-style-type: none"> <li>Students will be able to identify and write numbers 1 to 5</li> <li>Quantification will be able to relate number of objects and vice-versa</li> <li>Enhance Mathematical and logical skills</li> </ul>	<ul style="list-style-type: none"> <li>Recognise the numeral and draw equal number of objects</li> <li>Count and circle the correct number</li> <li>Dictation : Numerals 1 to 5</li> <li>What is next (Child Craft Kit)</li> </ul>
<b>Visit to Nursery Library</b>	<ul style="list-style-type: none"> <li>To enhance general awareness</li> <li>Cognitive Development</li> </ul>	<ul style="list-style-type: none"> <li>Pictorial Books</li> </ul>



TOPIC	LEARNING OBJECTIVE	TEACHING METHODOLOGY / ACTIVITIES
<b>Environmental Concepts</b> Plants  <b>Integrated Activity Book</b> Pg No. 46	<ul style="list-style-type: none"> <li>Students will demonstrate an understanding of seed germination</li> <li>Able to make inferences to explain observations</li> <li>Environmental Awareness</li> <li>To Develop problem solving ability</li> <li>To enhance the ability of creative thinking</li> </ul>	<b>Free conversation and discussion on</b> <ul style="list-style-type: none"> <li>Parts of a plant</li> <li>What a plant needs to grow?</li> <li>Uses and importance of plants</li> <li>Awareness about different types of plants</li> </ul> <b>Activity</b> <ol style="list-style-type: none"> <li>Seed germination</li> <li>Nature Walk</li> <li>Tracing Leaves</li> <li>Quiz</li> </ol>
<b>Rhymes</b>	<ul style="list-style-type: none"> <li>To develop vocabulary</li> <li>Rhythmic Awareness</li> <li>To Develop Self-expressions</li> </ul>	<b>Rhymes</b> <ol style="list-style-type: none"> <li>Oneness</li> <li>सीख</li> <li>Green-Green Trees</li> </ol>
<b>Creative Development</b>	<ul style="list-style-type: none"> <li>Develop imaginative skills</li> <li>Explore the visual arts</li> </ul>	<ul style="list-style-type: none"> <li>To colour within marked area with proper strokes</li> <li>Blow Printing</li> </ul>
<b>Colouring</b> Fun with Colours (Pg No. 19, 20, 21)	<ul style="list-style-type: none"> <li>To develop eye hand coordination</li> <li>To be able to recognize colours</li> <li>To develop creativity</li> <li>To develop fine motor skills</li> </ul>	<b>Riddles</b> <ol style="list-style-type: none"> <li>It eat bananas. I plain in the trees. Who am I ? Monkey</li> <li>I have long ears and I eat carrot, who am I ?</li> </ol>
<b>Physical Development</b> Minor Exercises  Playing with Football  Recreational Activities/Games	<ul style="list-style-type: none"> <li>Learn about the different body parts</li> <li>Follows instructions</li> <li>Muscular movements</li> </ul>	<ul style="list-style-type: none"> <li>Head to toe exercise</li> <li>Rhythmic Exercises</li> <li>Passing of football</li> <li>Practice of running with football</li> <li>Free Play</li> <li>Nature walk</li> </ul>

## RHYMES FOR DECEMBER



Have you seen the green-green trees ?  
They clean the air, and cool the breeze.  
Smoke and dust and garbage spill,  
And dirty water makes us ill.  
So, let us promise to be clean,  
To keep our surrounding fresh and green.

## JANUARY

TOPIC	LEARNING OBJECTIVE	TEACHING METHODOLOGY / ACTIVITIES
<b>LANGUAGE DEVELOPMENT</b> English alphabet <ul style="list-style-type: none"> <li>- Capital E to L</li> <li>- Capital and Small Aa to Ll</li> </ul>	<ul style="list-style-type: none"> <li>• Recognition of capital letters A to L</li> <li>• Formation of the letters A to L</li> <li>• To make them associate capital with small letter</li> <li>• To be able to follow proper sequence</li> </ul>	<ul style="list-style-type: none"> <li>• Formation of capital letters A to L</li> <li>• Writing Aa to Ll in sequence (in four line notebook)</li> <li>• Matching capital with small letter</li> <li>• Drawing pictures corresponding to the letter</li> <li>• Word wheel Child Craft Kit</li> </ul>
<b>Conversation</b> Sentences related to action words	<ul style="list-style-type: none"> <li>• To enhance linguistic skills</li> <li>• To make them use the sentences in daily life.</li> </ul>	<ul style="list-style-type: none"> <li>• Q. What are you doing ? A – I am eating. I am playing I am doing my work</li> </ul>
<b>Sight Reading</b>	<ul style="list-style-type: none"> <li>• Students will become familiar with new sight words</li> <li>• Enhancement of linguistic skill</li> </ul>	<b>Class display</b> Words displayed in the classroom
<b>Tell me a Story</b> Two Silly Goats	<ul style="list-style-type: none"> <li>• Students will use oral language with clarity and voice modulation to communicate a message</li> </ul>	<ul style="list-style-type: none"> <li>• Narration of the story through smart board, story book and puppets</li> </ul>
<b>हिंदी</b> <b>व्यंजन – क से ज</b> (केवल मौखिक ज्ञान ) <b>पृष्ठ संख्या 1 से 10</b>	<ul style="list-style-type: none"> <li>• भाषा के प्रति रूचि उत्पन्न करना।</li> <li>• चित्रात्मक शैली द्वारा व्यंजनों का ज्ञान कराना।</li> <li>• व्यंजनों से शुरू होने वाले शब्दों का मौखिक ज्ञान कराना।</li> <li>• अनुकरण वाचन का अभ्यास कराना।</li> <li>• व्यंजनों का शुद्ध उच्चारण कराना।</li> <li>• कथात्मक शैली द्वारा व्यंजनों का ज्ञान कराना।</li> </ul>	<ul style="list-style-type: none"> <li>• व्यंजन – क से ज की पहचान चित्रों, शब्दों व कहानी द्वारा। जैसे 'क' - कमल , कलश , ककड़ी</li> <li>• Smart Board द्वारा व्यंजनों का परिचय एवं कहानी।</li> </ul> <p><b>अभ्यास कार्य</b></p> <p>(क) – चित्र पहचानकर सही अक्षर से मिलाइये</p> <p>(ख) – अक्षर से शुरू होने वाले चित्र पर गोला लगाओ।</p>

TOPIC	LEARNING OBJECTIVE	TEACHING METHODOLOGY / ACTIVITIES
<b>Number Work</b>  Numbers – 6, 7, 8  <b>Fun with Maths</b> (Pages 81 to 86)	<ul style="list-style-type: none"> <li>To recognize and write numbers 6, 7, 8</li> <li>To make them aware about the quantitative value of the numbers</li> <li>To be able to follow proper sequence of numbers</li> <li>To be able to develop life skills</li> </ul>	<ul style="list-style-type: none"> <li>Introduction of numbers 6, 7, 8</li> <li>Counting of real objects like – pencils, Chairs, tables, etc.</li> <li>Writing numerals – 6, 7, 8</li> </ul> <b>Activity -</b> <ul style="list-style-type: none"> <li>Air tracking</li> <li>Count and write</li> <li>Lady finger printing</li> <li>Draw objects according to the numbers</li> </ul>
<b>Environmental Concepts</b>  <ul style="list-style-type: none"> <li>Things we see in the sky</li> <li>Integrated Activity Book (Pages 53, 54)</li> </ul>	<ul style="list-style-type: none"> <li>To be able to identify things we see in the sky.</li> <li>Environmental awareness</li> <li><a href="https://youtu.be/bNsXGB3Sp94">https://youtu.be/bNsXGB3Sp94</a></li> <li><a href="https://youtu.be/TzOKPOX1CbM">https://youtu.be/TzOKPOX1CbM</a></li> </ul>	<ul style="list-style-type: none"> <li>Things we see in the sky <ul style="list-style-type: none"> <li>- During the day – Sun</li> <li>- During the night time – moon and stars</li> <li>- Other things – birds, kites, balloons, aeroplane, rainbow, clouds</li> </ul> </li> </ul> <b>Activity</b> <ul style="list-style-type: none"> <li>- Colouring</li> <li>- Pasting Pictures</li> </ul>
<b>SEASON</b>	<b>General conversation on Seasons to</b> <ul style="list-style-type: none"> <li>- Develop environmental awareness</li> <li>- Be able to identify and discriminate seasons</li> <li>- Cognitive and social development through peer interaction</li> <li>- <a href="https://youtu.be/IdZnasVZquQ">https://youtu.be/IdZnasVZquQ</a></li> </ul>	<b>General conversation on Seasons</b> <ul style="list-style-type: none"> <li>- Summer, Winter, Rainy</li> <li>- Types of clothes worn in each season.</li> <li>- Things we use in each season</li> <li>- Things we like to eat/drink in each season.</li> </ul>

TOPIC	LEARNING OBJECTIVE	TEACHING METHODOLOGY / ACTIVITIES
<b>Integrated Activity Book</b> (Pages 59, 60, 61)	<ul style="list-style-type: none"> <li>To develop vocabulary</li> <li>To develop rhythmic awareness</li> <li>To develop self expression</li> </ul>	<b>Rhymes</b> <ul style="list-style-type: none"> <li>गर्मी आती है</li> <li>सर्दी आती है</li> <li>बादल</li> <li>Clouds</li> <li>I hear thunder</li> <li>Rain on the green grass</li> <li>Twinkle – Twinkle</li> <li>रात को हमको चंदा मामा</li> </ul>
<b>Rhymes</b>	<ul style="list-style-type: none"> <li>Rhythmic Awareness</li> <li>To develop self expression</li> </ul>	
<b>Visit to Nursery Library</b>	<ul style="list-style-type: none"> <li>To enhance general awareness</li> <li>Cognitive development</li> </ul>	<ul style="list-style-type: none"> <li>Pictorial Books</li> <li>Flash Cards</li> </ul>
<b>Creative Development</b>  Fun with Colours Pages 22 to 24	<ul style="list-style-type: none"> <li>Develop creativity and artistic ability</li> </ul>	<ul style="list-style-type: none"> <li>Magic painting</li> <li>Republic Day Activity</li> </ul>
<b>Physical Development</b>  <ul style="list-style-type: none"> <li>Exercises for agility and coordination</li> <li>Organized games</li> </ul>	<ul style="list-style-type: none"> <li>Build power and speed</li> <li>Develop sportsmanship</li> </ul>	<ul style="list-style-type: none"> <li>Jumping in and out of figures</li> <li>Cross-legged and crook sitting</li> <li>50m Race</li> </ul>

## RHYMES FOR JANUARY



रात को हमको चंदा मामा  
दिखता अनेक तारो के संग,  
दिन में सूरज उगता है  
आसमान में दिखते पक्षी  
गुब्बारे और पतंग ।

**Rain on the green grass,  
Rain on the trees,  
Rain on the roof top,  
But not on me**



**I hear thunder – 2  
Oh ! don't you  
Peter Patter rain drops  
I'm wet through, so are you**

## **STORY FOR JANUARY**



**Two goats were trying to cross a river on a  
narrow bridge.  
They met in the middle.  
Both wanted to cross first**

**It was difficult for them to cross  
They started to fight and fell into the river**

## FEBRUARY/MARCH

TOPIC	LEARNING OBJECTIVE	TEACHING METHODOLOGY / ACTIVITIES
<b>LANGUAGE DEVELOPMENT</b>		
English alphabet <ul style="list-style-type: none"> <li>Capital M to Z</li> <li>Capital and small Aa to Zz</li> </ul>	<ul style="list-style-type: none"> <li>To be able to recognize capital letters A to Z</li> <li>Form letters A to Z</li> <li>Associate capital with small letter along with the phonetic sound</li> <li>To appreciate the initial and final sound of words</li> <li>To listen attentively</li> <li>To discriminate between different phonetic sounds</li> </ul>	<ul style="list-style-type: none"> <li>Formation of Capital letters M to Z</li> <li>Writing Aa to Zz in sequence</li> <li>Matching capital to small letter</li> <li>Drawing pictures corresponding to the alphabet</li> </ul>
<b>Integrated Activity Book</b> (Pg No. 71, 72 & 73)	<ul style="list-style-type: none"> <li>To develop thinking skill in children</li> <li>Enhance the listening and reading skill in children through phonetic sound</li> </ul>	<b>Activity</b> <ul style="list-style-type: none"> <li>Circle the picture with same sound</li> <li>Write the first alphabet</li> <li>Encircle the correct sound</li> <li>Write the initial sound.</li> </ul>
<b>Conversation</b>	<ul style="list-style-type: none"> <li>To enhance vocabulary</li> <li>Use correct pronunciation</li> <li>Develop self expression</li> <li>Increase self confidence</li> </ul>	<b>Learn and speak a few lines on</b> <ul style="list-style-type: none"> <li>My favourite fruit</li> <li>My favourite toy</li> <li>My teacher</li> <li>Days of the week</li> </ul>
<b>Sight Reading Words</b>	<ul style="list-style-type: none"> <li>To develop pre-reading skill</li> <li>To develop memory skill</li> <li>Enhance vocabulary</li> </ul>	<ul style="list-style-type: none"> <li>Objects in nature</li> </ul>
<b>Tell me a story</b>	<ul style="list-style-type: none"> <li>Develop listening skill</li> <li>Enhance social skill, Auditory discrimination, language development and self expression.</li> </ul>	<ul style="list-style-type: none"> <li>Fairy tale and Panchatantra stories through visual aids and story books</li> </ul>
<b>हिंदी</b> <b>व्यंजन ट से न</b>	<ul style="list-style-type: none"> <li>भाषायी कौशल का विकास करना।</li> <li>व्यंजनों का शुद्ध उच्चारण करना।</li> <li>वाचन कौशल का विकास करना।</li> <li>चित्रात्मक शैली द्वारा व्यंजनों का ज्ञान करना।</li> <li>व्यंजन वर्णों का सस्वर वाचन करना।</li> </ul>	<ul style="list-style-type: none"> <li>व्यंजन ट से न की पहचान चित्रों, शब्दों व कहानी द्वारा।</li> <li>अभ्यास कार्य</li> </ul> <p>(क) सही अक्षर पर गोला लगाओ</p> <p>ढ – ट ट ट ढ ट</p> <p>(ख) समान अक्षर ढूँढ़ कर मिलाओ।</p> <p>(ग) Smart Board द्वारा व्यंजनों का परिचय एवं कहानी</p>

TOPIC	LEARNING OBJECTIVE	TEACHING METHODOLOGY / ACTIVITIES
<b>Number Skill</b>  <b>Number 0, 9</b>  <b>Fun with Maths</b> (Pg 87 to 103)	<ul style="list-style-type: none"> <li>• To recognize and write numeral 9 and 0</li> <li>• Know value of the digit</li> <li>• Develop sequencing ability</li> <li>• Stimulation of thinking skill and logical reasoning</li> <li>• Application of numbers in day to day life.</li> </ul>	<ul style="list-style-type: none"> <li>• Introduction of numbers 9 and 0</li> <li>• Writing numeral 9, 0</li> <li>• Writing in sequence 1 to 9</li> <li>• Fill ups 1 to 9</li> </ul> <b>Activity</b> <ul style="list-style-type: none"> <li>• Draw the value</li> <li>• Count and write</li> <li>• Number Dominoes</li> <li>• Matching and Sequencing</li> <li>• Roulette (Child Craft Kit)</li> <li>• Writing of the Date</li> </ul>
<b>EVS</b>  <b>People who help us</b>	<ul style="list-style-type: none"> <li>• To obtain knowledge about different, community helpers and value their contribution</li> <li>• <a href="https://youtube/4SFYG_Dnamk">https://youtube/4SFYG_Dnamk</a></li> </ul>	<ul style="list-style-type: none"> <li>• Discussing on people who help us – their importance, uniform <ul style="list-style-type: none"> <li>- Doctor</li> <li>- Teacher</li> <li>- Policemen</li> <li>- Cobbler</li> <li>- Barber</li> <li>- Gardener</li> </ul> </li> </ul>
<b>Integrated Activity Book</b> Pg No. 67, 68 and 69	<ul style="list-style-type: none"> <li>• To develop vocabulary</li> </ul>	
<b>Rhymes</b>	<ul style="list-style-type: none"> <li>• To develop rhythmic awareness</li> <li>• To develop self expression</li> </ul>	<ul style="list-style-type: none"> <li>• Doctor</li> <li>• Cobbler</li> <li>• Postman</li> <li>• धोबी आया।</li> </ul>
<b>Physical Development</b>  <b>Organised Games</b>	<ul style="list-style-type: none"> <li>• Gross motor development</li> <li>• Fine motor development</li> <li>• To develop a sense of healthy competition</li> <li>• Cognitive development</li> <li>• Enhance concentration span along with balancing</li> </ul>	<ul style="list-style-type: none"> <li>• Organised Race – Frog Race</li> <li>• Exercises – Bending, stretching, rolling hands</li> <li>• Games <ul style="list-style-type: none"> <li>- Walk on the rope</li> <li>- Catch and throw a big ball</li> </ul> </li> </ul>



TOPIC	LEARNING OBJECTIVE	TEACHING METHODOLOGY / ACTIVITIES
Visit to Nursery Library	<ul style="list-style-type: none"> <li>A visit to the Nursery Library will be done in which the children will be given Pictorial books related to the syllabus and also to enhance general awareness.</li> </ul>	<ul style="list-style-type: none"> <li>Pictorial Books</li> </ul>
Creative Corner	<b>Craft Activity for</b> <ul style="list-style-type: none"> <li>Fine Motor Development</li> <li>Development of eye hand coordination</li> <li>Creative Development</li> </ul>	<ul style="list-style-type: none"> <li>Craft Activity</li> </ul>

## RHYME FOR FEBRYARY / MARCH



धोबी आया धोबी आया  
 कपडे धोकर लाया  
 गिन लो जी , गिन लो जी  
 कितने कपडे लाया - 2  
 एक, दो, तीन, चार, पाँच, छः,  
 सात, आठ, नौ, दस ,बाबा बस

## HOTS QUESTION

Sample of probing questions related to letter stories

- Aa** Which insect threw apple on the alligator ?  
Who got very angry at the alligator ?
- Bb** In which vehicle did Bala and Bunty go to school /  
What did the Bear hit with the bat ?  
Which ball is Big ? Cricket Ball or Football ?
- Cc** Where did Cuckoo Cat keep her clothes ?  
What did the crow and camel give to Cuckoo ?
- Dd** Where do you clean your feet when your mother opens the door of your house?  
What do you call the food which you have during night ?
- Ee** What did the elephant do to keep himself fit ?  
Where does the driver of a train sit to drive the train ?
- Ff** With what did the fox catch the fish ?  
Who requested the fox not to catch fish ?  
What did the fox eat ?
- Gg** Which fruit was lying on Geetu's table ?  
Which animal was standing at the gate ?
- Hh** On which animal was Harsh riding ?  
With which cloth do you clean your nose ?
- Ii** What is the house made of ice called ?  
In which country do you live ?
- Jj** What did Jaya spread on the bread ?  
What was there in the jug ?
- Kk** Which animal have pouches (Kangaroos / Koala's)  
What did the kid do to the ball ?
- Ll** Which animal came out of the lorry ?  
Which insect came out of the lorry ?  
Who is the king of jungle ?

- Mm** Which fruits did Manu mouse buy ?  
Which animal threw water on the man ?  
What do you give the shopkeeper when you buy something ?
- Nn** What was the grandfather reading ?  
What do you call the home of birds ?
- Oo** Which orchard did Omkar have ?  
Who threw oranges at the ox ?
- Pp** Which bird was eating peanuts ?  
What is the name of the bird which can talk like us ?
- Qq** Who gave food and valuables to poor people ?  
What did quail use to write note to the queen ?
- Rr** Which animal ate Radish /  
Which animal ate Rice ?
- Ss** What shines bright in the morning sky ?  
What twinkles in the night sky ?
- Tt** What was Tony playing with ?  
What is our National animal ?
- Uu** What did uncle use to protect himself from hot sun ?
- Vv** In which vehicle did Varun and Vasudha go to their village ?  
What is the difference between bus and van ?
- Ww** What do you wear on your wrist to see the time ?  
What do you knit to make sweater ?
- Xx** What was Yash carrying in his hand ?
- Yy** What is the colour of Egg Yolk ?  
Which animal was coming towards Yash
- Zz** Which animal ran out of the zoo ?  
What do you call the black and white lines on which you cross the road ?

## LEARNING OUTCOMES

- Children at the end of the session will be well developed in all spheres — social, emotional, physical, motor, be able to express and achieve the basic cognitive skills as well as develop their creative skills. As far as syllabus is concerned the following level should have been achieved by the child.

### ENGLISH

- Recognition of Capital and Small letters both at random as well as in succession.
- Vocabulary and all the information imparted related to the themes and letters as well.
- Will be able to write the letters in their correct formation.
- Children will be able to read 3 letter words.
- Able to have a command over the spoken language.

### NUMBERS

- Oral counting 1—20, written 1-9 and all exercises related to them. Recognition at random as well as succession. Children will be able to implement the pre number skills.

### हिंदी (मौखिक)

- व्यंजनों की पहचान, उच्चारण एवं उन से शुरू होने वाले शब्दों का ज्ञान।

### CONCEPT

- All the concepts laid down in the syllabus should be clear to them as well as the activities, worksheets etc. related to them.